

## 10.1. CRYSTALLOGRAPHIC AND NONCRYSTALLOGRAPHIC POINT GROUPS

Table 10.1.1.2. The 32 three-dimensional crystallographic point groups, arranged according to crystal system (cf. Chapter 2.1)

Full Hermann–Mauguin (left) and Schoenflies symbols (right). Dashed lines separate point groups with different Laue classes within one crystal system.

General symbol	Crystal system											
	Triclinic		Monoclinic (top) Orthorhombic (bottom)		Tetragonal		Trigonal		Hexagonal		Cubic	
$n$	1	$C_1$	2	$C_2$	4	$C_4$	3	$C_3$	6	$C_6$	23	$T$
$\bar{n}$	$\bar{1}$	$C_i$	$m \equiv \bar{2}$	$C_s$	$\bar{4}$	$S_4$	$\bar{3}$	$C_{3i}$	$\bar{6} \equiv 3/m$	$C_{3h}$	–	–
$n/m$			$2/m$	$C_{2h}$	$4/m$	$C_{4h}$	–	–	$6/m$	$C_{6h}$	$2/m\bar{3}$	$T_h$
$n22$			222	$D_2$	422	$D_4$	32	$D_3$	622	$D_6$	432	$O$
$mmm$			$mm2$	$C_{2v}$	$4mm$	$C_{4v}$	$3m$	$C_{3v}$	$6mm$	$C_{6v}$	–	–
$\bar{n}2m$			–	–	$\bar{4}2m$	$D_{2d}$	$\bar{3}2/m$	$D_{3d}$	$\bar{6}2m$	$D_{3h}$	$\bar{4}3m$	$T_d$
$n/m\ 2/m\ 2/m$			$2/m\ 2/m\ 2/m$	$D_{2h}$	$4/m\ 2/m\ 2/m$	$D_{4h}$	–	–	$6/m\ 2/m\ 2/m$	$D_{6h}$	$4/m\ \bar{3}\ 2/m$	$O_h$

## 10.1.2. Crystallographic point groups

## 10.1.2.1. Description of point groups

In crystallography, point groups usually are described

- (i) by means of their Hermann–Mauguin or Schoenflies symbols;
- (ii) by means of their stereographic projections;
- (iii) by means of the matrix representations of their symmetry operations, frequently listed in the form of Miller indices ( $hkl$ ) of the equivalent general crystal faces;
- (iv) by means of drawings of actual crystals, natural or synthetic.

Descriptions (i) through (iii) are given in this section, whereas for crystal drawings and actual photographs reference is made to textbooks of crystallography and mineralogy; this also applies to the construction and the properties of the stereographic projection.

In Tables 10.1.2.1 and 10.1.2.2, the two- and three-dimensional crystallographic point groups are listed and described. The tables are arranged according to crystal systems and Laue classes. Within each crystal system and Laue class, the sequence of the point groups corresponds to that in the space-group tables of this volume: pure rotation groups are followed by groups containing reflections, rotoinversions and inversions. The holohedral point group is always given last.

In Tables 10.1.2.1 and 10.1.2.2, some point groups are described in *two or three versions*, in order to bring out the relations to the corresponding space groups (cf. Section 2.2.3):

(a) The three monoclinic point groups  $2$ ,  $m$  and  $2/m$  are given with two settings, one with ‘unique axis  $b$ ’ and one with ‘unique axis  $c$ ’.

(b) The two point groups  $\bar{4}2m$  and  $\bar{6}m2$  are described for two orientations with respect to the crystal axes, as  $\bar{4}2m$  and  $\bar{4}m2$  and as  $\bar{6}m2$  and  $\bar{6}2m$ .

(c) The five trigonal point groups  $3$ ,  $\bar{3}$ ,  $32$ ,  $3m$  and  $\bar{3}m$  are treated with two axial systems, ‘hexagonal axes’ and ‘rhombohedral axes’.

(d) The hexagonal-axes description of the three trigonal point groups  $32$ ,  $3m$  and  $\bar{3}m$  is given for two orientations, as  $321$  and  $312$ , as  $3m1$  and  $31m$ , and as  $\bar{3}m1$  and  $\bar{3}1m$ ; this applies also to the two-dimensional point group  $3m$ .

The presentation of the point groups is similar to that of the space groups in Part 7. The *headline* contains the short Hermann–Mauguin and the Schoenflies symbols. The full Hermann–Mauguin symbol, if different, is given below the short symbol. No Schoenflies symbols exist for two-dimensional groups. For an explanation of the symbols see Section 2.2.4 and Chapter 12.1.

Next to the headline, a pair of *stereographic projections* is given. The diagram on the left displays a general crystal or point form, that on the right shows the ‘framework of symmetry elements’. Except as noted below, the  $c$  axis is always normal to the plane of the figure,

the  $a$  axis points down the page and the  $b$  axis runs horizontally from left to right. For the five trigonal point groups, the  $c$  axis is normal to the page only for the description with ‘hexagonal axes’; if described with ‘rhombohedral axes’, the direction  $[111]$  is normal and the positive  $a$  axis slopes towards the observer. The conventional coordinate systems used for the various crystal systems are listed in Table 2.1.2.1 and illustrated in Figs. 2.2.6.1 to 2.2.6.10.

In the *right-hand projection*, the graphical symbols of the symmetry elements are the same as those used in the space-group diagrams; they are listed in Chapter 1.4. Note that the symbol of a symmetry centre, a small circle, is also used for a face-pole in the left-hand diagram. Mirror planes are indicated by heavy solid lines or circles; thin lines are used for the projection circle, for symmetry axes in the plane and for some special zones in the cubic system.

In the *left-hand projection*, the projection circle and the coordinate axes are indicated by thin solid lines, as are again some special zones in the cubic system. The dots and circles in this projection can be interpreted in two ways.

(i) As *general face poles*, where they represent general crystal faces which form a polyhedron, the ‘general crystal form’ (face form)  $\{hkl\}$  of the point group (see below). In two dimensions, edges, edge poles, edge forms and polygons take the place of faces, face poles, crystal forms (face forms) and polyhedra in three dimensions.

Face poles marked as dots lie above the projection plane and represent faces which intersect the positive  $c$  axis\* (positive Miller index  $l$ ), those marked as circles lie below the projection plane (negative Miller index  $l$ ). In two dimensions, edge poles always lie on the pole circle.

(ii) As *general points* (centres of atoms) that span a polyhedron or polygon, the ‘general crystallographic point form’  $x, y, z$ . This interpretation is of interest in the study of coordination polyhedra, atomic groups and molecular shapes. The polyhedron or polygon of a point form is dual to the polyhedron of the corresponding crystal form.†

The general, special and limiting *crystal forms* and *point forms* constitute the main part of the table for each point group. The theoretical background is given below under *Crystal and point forms*; the explanation of the listed data is to be found under *Description of crystal and point forms*.

\* This does not apply to ‘rhombohedral axes’: here the positive directions of all three axes slope upwards from the plane of the paper: cf. Fig. 2.2.6.9.

† Dual polyhedra have the same number of edges, but the numbers of faces and vertices are interchanged; cf. textbooks of geometry.

## 10. POINT GROUPS AND CRYSTAL CLASSES

The last entry for each point group contains the *Symmetry of special projections*, i.e. the plane point group that is obtained if the three-dimensional point group is projected along a symmetry direction. The special projection directions are the same as for the space groups; they are listed in Section 2.2.14. The relations between the axes of the three-dimensional point group and those of its two-dimensional projections can easily be derived with the help of the stereographic projection. No projection symmetries are listed for the two-dimensional point groups.

Note that the symmetry of a projection along a certain direction may be higher than the symmetry of the crystal face normal to that direction. For example, in point group  $\bar{1}$  all faces have face symmetry 1, whereas projections along any direction have symmetry 2; in point group 422, the faces (001) and (00 $\bar{1}$ ) have face symmetry 4, whereas the projection along [001] has symmetry 4mm.

### 10.1.2.2. Crystal and point forms

For a point group  $\mathcal{P}$  a *crystal form* is a set of all symmetrically equivalent faces; a *point form* is a set of all symmetrically equivalent points. Crystal and point forms in point groups correspond to 'crystallographic orbits' in space groups; cf. Section 8.3.2.

Two kinds of crystal and point forms with respect to  $\mathcal{P}$  can be distinguished. They are defined as follows:

(i) *General form*: A *face* is called 'general' if only the identity operation transforms the face onto itself. Each complete set of symmetrically equivalent 'general faces' is a *general crystal form*. The *multiplicity* of a general form, i.e. the number of its faces, is the order of  $\mathcal{P}$ . In the stereographic projection, the poles of general faces do *not* lie on symmetry elements of  $\mathcal{P}$ .

A *point* is called 'general' if its *site symmetry*, i.e. the group of symmetry operations that transforms this point onto itself, is 1. A *general point form* is a complete set of symmetrically equivalent 'general points'.

(ii) *Special form*: A *face* is called 'special' if it is transformed onto itself by at least one symmetry operation of  $\mathcal{P}$ , in addition to the identity. Each complete set of symmetrically equivalent 'special faces' is called a *special crystal form*. The *face symmetry* of a special face is the group of symmetry operations that transforms this face onto itself; it is a subgroup of  $\mathcal{P}$ . The multiplicity of a special crystal form is the multiplicity of the general form divided by the order of the face-symmetry group. In the stereographic projection, the poles of special faces lie on symmetry elements of  $\mathcal{P}$ . The Miller indices of a special crystal form obey restrictions like  $\{hk0\}$ ,  $\{hhl\}$ ,  $\{100\}$ .

A *point* is called 'special' if its *site symmetry* is higher than 1. A *special point form* is a complete set of symmetrically equivalent 'special points'. The multiplicity of a special point form is the multiplicity of the general form divided by the order of the site-symmetry group. It is thus the same as that of the corresponding special crystal form. The coordinates of the points of a special point form obey restrictions, like  $x, y, 0$ ;  $x, x, z$ ;  $x, 0, 0$ . The point  $0, 0, 0$  is not considered to be a point form.

In two dimensions, point groups 1, 2, 3, 4 and 6 and, in three dimensions, point groups 1 and  $\bar{1}$  have no special crystal and point forms.

General and special crystal and point forms can be represented by their sets of equivalent Miller indices  $\{hkl\}$  and point coordinates  $x, y, z$ . Each set of these 'triplets' stands for infinitely many crystal forms or point forms which are obtained by independent variation of the values and signs of the Miller indices  $h, k, l$  or the point coordinates  $x, y, z$ .

It should be noted that for crystal forms, owing to the well known 'law of rational indices', the indices  $h, k, l$  must be integers; no such

restrictions apply to the coordinates  $x, y, z$ , which can be rational or irrational numbers.

### Example

In point group 4, the general crystal form  $\{hkl\}$  stands for the set of all possible tetragonal pyramids, pointing either upwards or downwards, depending on the sign of  $l$ ; similarly, the general point form  $x, y, z$  includes all possible squares, lying either above or below the origin, depending on the sign of  $z$ . For the limiting cases  $l = 0$  or  $z = 0$ , see below.

In order to survey the infinite number of possible forms of a point group, they are classified into *Wyckoff positions of crystal and point forms*, for short *Wyckoff positions*. This name has been chosen in analogy to the Wyckoff positions of space groups; cf. Sections 2.2.11 and 8.3.2. In point groups, the term 'position' can be visualized as the position of the face poles and points in the stereographic projection. Each 'Wyckoff position' is labelled by a *Wyckoff letter*.

### Definition

A 'Wyckoff position of crystal and point forms' consists of all those crystal forms (point forms) of a point group  $\mathcal{P}$  for which the face poles (points) are positioned on the same set of conjugate symmetry elements of  $\mathcal{P}$ ; i.e. for each face (point) of one form there is one face (point) of every other form of the same 'Wyckoff position' that has exactly the same face (site) symmetry.

Each point group contains one 'general Wyckoff position' comprising all *general* crystal and point forms. In addition, up to two 'special Wyckoff positions' may occur in two dimensions and up to six in three dimensions. They are characterized by the different sets of conjugate face and site symmetries and correspond to the seven positions of a pole in the interior, on the three edges, and at the three vertices of the so-called 'characteristic triangle' of the stereographic projection.

### Examples

- (1) All tetragonal pyramids  $\{hkl\}$  and tetragonal prisms  $\{hk0\}$  in point group 4 have face symmetry 1 and belong to the same general 'Wyckoff position'  $4b$ , with Wyckoff letter  $b$ .
- (2) All tetragonal pyramids and tetragonal prisms in point group 4mm belong to two special 'Wyckoff positions', depending on the orientation of their face-symmetry groups  $m$  with respect to the crystal axes: For the 'oriented face symmetry'  $.m.$ , the forms  $\{h0l\}$  and  $\{100\}$  belong to Wyckoff position  $4c$ ; for the oriented face symmetry  $..m$ , the forms  $\{hhl\}$  and  $\{110\}$  belong to Wyckoff position  $4b$ . The face symmetries  $.m.$  and  $..m$  are not conjugate in point group 4mm. For the analogous 'oriented site symmetries' in space groups, see Section 2.2.12.

It is instructive to subdivide the crystal forms (point forms) of one Wyckoff position further, into *characteristic* and *noncharacteristic* forms. For this, one has to consider two symmetries that are connected with each crystal (point) form:

- (i) the point group  $\mathcal{P}$  by which a form is generated (*generating point group*), i.e. the point group in which it occurs;
- (ii) the full symmetry (inherent symmetry) of a form (considered as a polyhedron by itself), here called *eigensymmetry*  $\mathcal{C}$ . The *eigensymmetry point group*  $\mathcal{C}$  is either the generating point group itself or a supergroup of it.

### Examples

- (1) Each tetragonal pyramid  $\{hkl\}$  ( $l \neq 0$ ) of Wyckoff position  $4b$  in point group 4 has generating symmetry 4 and *eigensymmetry*

## 10.1. CRYSTALLOGRAPHIC AND NONCRYSTALLOGRAPHIC POINT GROUPS

$4mm$ ; each tetragonal prism  $\{hk0\}$  of the same Wyckoff position has generating symmetry 4 again, but *eigensymmetry*  $4/mmm$ .

- (2) A cube  $\{100\}$  may have generating symmetry  $23, m\bar{3}, 432, \bar{4}3m$  or  $m\bar{3}m$ , but its *eigensymmetry* is always  $m\bar{3}m$ .

The *eigensymmetries* and the generating symmetries of the 47 crystal forms (point forms) are listed in Table 10.1.2.3. With the help of this table, one can find the various point groups in which a given crystal form (point form) occurs, as well as the face (site) symmetries that it exhibits in these point groups; for experimental methods see Sections 10.2.2 and 10.2.3.

With the help of the two groups  $\mathcal{P}$  and  $\mathcal{C}$ , each crystal or point form occurring in a particular point group can be assigned to one of the following two categories:

- (i) *characteristic* form, if *eigensymmetry*  $\mathcal{C}$  and generating symmetry  $\mathcal{P}$  are the same;
- (ii) *noncharacteristic* form, if  $\mathcal{C}$  is a proper supergroup of  $\mathcal{P}$ .

The importance of this classification will be apparent from the following examples.

### Examples

- (1) A pedion and a pinacoid are noncharacteristic forms in all crystallographic point groups in which they occur;
- (2) all other crystal or point forms occur as characteristic forms in their *eigensymmetry* group  $\mathcal{C}$ ;
- (3) a tetragonal pyramid is noncharacteristic in point group 4 and characteristic in  $4mm$ ;
- (4) a hexagonal prism can occur in nine point groups (12 Wyckoff positions) as a noncharacteristic form; in  $6/mmm$ , it occurs in two Wyckoff positions as a characteristic form.

The general forms of the 13 point groups with no, or only one, symmetry direction ('monoaxial groups') 1, 2, 3, 4, 6,  $\bar{1}$ ,  $m$ ,  $\bar{3}$ , 4,  $\bar{6}$  =  $3/m$ ,  $2/m$ ,  $4/m$ ,  $6/m$  are always noncharacteristic, *i.e.* their *eigensymmetries* are enhanced in comparison with the generating point groups. The general positions of the other 19 point groups always contain characteristic crystal forms that may be used to determine the point group of a crystal uniquely (*cf.* Section 10.2.2).\*

So far, we have considered the occurrence of one crystal or point form in different point groups and different Wyckoff positions. We now turn to the occurrence of different kinds of crystal or point forms in one and the same Wyckoff position of a particular point group.

In a Wyckoff position, crystal forms (point forms) of different *eigensymmetries* may occur; the crystal forms (point forms) with the lowest *eigensymmetry* (which is always well defined) are called *basic forms* (German: *Grundformen*) of that Wyckoff position. The crystal and point forms of higher *eigensymmetry* are called *limiting forms* (German: *Grenzformen*) (*cf.* Table 10.1.2.3). These forms are always noncharacteristic.

Limiting forms<sup>†</sup> occur for certain restricted values of the Miller indices or point coordinates. They always have the same multiplicity and oriented face (site) symmetry as the corresponding basic forms because they belong to the same Wyckoff position. The

enhanced *eigensymmetry* of a limiting form may or may not be accompanied by a change in the topology<sup>‡</sup> of its polyhedra, compared with that of a basic form. In every case, however, the name of a limiting form is different from that of a basic form.

The face poles (or points) of a limiting form lie on symmetry elements of a supergroup of the point group that are not symmetry elements of the point group itself. There may be several such supergroups.

### Examples

- (1) In point group 4, the (noncharacteristic) crystal forms  $\{hkl\}$  ( $l \neq 0$ ) (tetragonal pyramids) of *eigensymmetry*  $4mm$  are basic forms of the general Wyckoff position  $4b$ , whereas the forms  $\{hk0\}$  (tetragonal prisms) of higher *eigensymmetry*  $4/mmm$  are 'limiting general forms'. The face poles of forms  $\{hk0\}$  lie on the horizontal mirror plane of the supergroup  $4/m$ .
- (2) In point group  $4mm$ , the (characteristic) special crystal forms  $\{h0l\}$  with *eigensymmetry*  $4mm$  are 'basic forms' of the special Wyckoff position  $4c$ , whereas  $\{100\}$  with *eigensymmetry*  $4/mmm$  is a 'limiting special form'. The face poles of  $\{100\}$  are located on the intersections of the vertical mirror planes of the point group  $4mm$  with the horizontal mirror plane of the supergroup  $4/mmm$ , *i.e.* on twofold axes of  $4/mmm$ .

Whereas basic and limiting forms belonging to one 'Wyckoff position' are always clearly distinguished, closer inspection shows that a Wyckoff position may contain different 'types' of limiting forms. We need, therefore, a further criterion to classify the limiting forms of one Wyckoff position into types: A *type of limiting form of a Wyckoff position* consists of all those limiting forms for which the face poles (points) are located on the same set of additional conjugate symmetry elements of the holohedral point group (for the trigonal point groups, the hexagonal holohedry  $6/mmm$  has to be taken). Different types of limiting forms may have the same *eigensymmetry* and the same topology, as shown by the examples below. The occurrence of two topologically different polyhedra as two 'realizations' of one type of limiting form in point groups  $23, m\bar{3}$  and  $432$  is explained below in Section 10.1.2.4, *Notes on crystal and point forms*, item (viii).

### Examples

- (1) In point group 32, the limiting general crystal forms are of four types:
  - (i) ditrigonal prisms, *eigensymmetry*  $\bar{6}2m$  (face poles on horizontal mirror plane of holohedry  $6/mmm$ );
  - (ii) trigonal dipyramids, *eigensymmetry*  $62m$  (face poles on one kind of vertical mirror plane);
  - (iii) rhombohedra, *eigensymmetry*  $\bar{3}m$  (face poles on second kind of vertical mirror plane);
  - (iv) hexagonal prisms, *eigensymmetry*  $6/mmm$  (face poles on horizontal twofold axes).

Types (i) and (ii) have the same *eigensymmetry* but different topologies; types (i) and (iv) have the same topology but different *eigensymmetries*; type (iii) differs from the other three types in both *eigensymmetry* and topology.

- (2) In point group 222, the face poles of the three types of general limiting forms, rhombic prisms, are located on the three (non-equivalent) symmetry planes of the holohedry  $mmm$ . Geometrically, the axes of the prisms are directed along the three non-equivalent orthorhombic symmetry directions. The three types

\* For a survey of these relations, as well as of the 'limiting forms', it is helpful to consider the (seven) *normalizers* of the crystallographic point groups in the group of all rotations and reflections (orthogonal group, sphere group); normalizers of the crystallographic and noncrystallographic point groups are listed in Tables 15.4.1.1 and 15.4.1.2.

† The treatment of 'limiting forms' in the literature is quite ambiguous. In some textbooks, limiting forms are omitted or treated as special forms in their own right; other authors define only limiting *general* forms and consider limiting *special* forms as if they were new special forms. For additional reading, see P. Niggli (1941, pp. 80–98).

‡ The topology of a polyhedron is determined by the numbers of its vertices, edges and faces, by the number of vertices of each face and by the number of faces meeting in each vertex.

## 10. POINT GROUPS AND CRYSTAL CLASSES

of limiting forms have the same *eigensymmetry* and the same topology but different orientations.

Similar cases occur in point groups 422 and 622 (*cf.* Table 10.1.2.3, footnote \*).

Not considered in this volume are limiting forms of another kind, namely those that require either special metrical conditions for the axial ratios or irrational indices or coordinates (which always can be closely approximated by rational values). For instance, a rhombic disphenoid can, for special axial ratios, appear as a tetragonal or even as a cubic tetrahedron; similarly, a rhombohedron can degenerate to a cube. For special irrational indices, a ditetragonal prism changes to a (noncrystallographic) octagonal prism, a dihexagonal pyramid to a dodecagonal pyramid or a crystallographic pentagon-dodecahedron to a regular pentagon-dodecahedron. These kinds of limiting forms are listed by A. Niggli (1963).

In conclusion, each general or special Wyckoff position always contains one set of basic crystal (point) forms. In addition, it may contain one or more sets of limiting forms of different types. As a rule,† each type comprises polyhedra of the same *eigensymmetry* and topology and, hence, of the same name, for instance ‘ditetragonal pyramid’. The name of the *basic general* forms is often used to designate the corresponding crystal class, for instance ‘ditetragonal-pyramidal class’; some of these names are listed in Table 10.1.2.4.

### 10.1.2.3. Description of crystal and point forms

The main part of each point-group table describes the general and special *crystal and point forms* of that point group, in a manner analogous to the *positions* in a space group. The general Wyckoff position is given at the top, followed downwards by the special Wyckoff positions with decreasing multiplicity. Within each Wyckoff position, the first block refers to the basic forms, the subsequent blocks list the various types of limiting form, if any.

The columns, from left to right, contain the following data (further details are to be found below in Section 10.1.2.4, *Notes on crystal and point forms*):

Column 1: *Multiplicity* of the ‘Wyckoff position’, *i.e.* the number of equivalent faces and points of a crystal or point form.

Column 2: *Wyckoff letter*. Each general or special ‘Wyckoff position’ is designated by a ‘Wyckoff letter’, analogous to the Wyckoff letter of a position in a space group (*cf.* Section 2.2.11).

Column 3: *Face symmetry* or *site symmetry*, given in the form of an ‘oriented point-group symbol’, analogous to the oriented site-symmetry symbols of space groups (*cf.* Section 2.2.12). The face symmetry is also the symmetry of etch pits, striations and other face markings. For the two-dimensional point groups, this column contains the *edge symmetry*, which can be either 1 or *m*.

Column 4: *Name of crystal form*. If more than one name is in common use, several are listed. The names of the limiting forms are also given. The crystal forms, their names, *eigensymmetries* and occurrence in the point groups are summarized in Table 10.1.2.3, which may be useful for determinative purposes, as explained in Sections 10.2.2 and 10.2.3. There are 47 different types of crystal form. Frequently, 48 are quoted because ‘sphenoid’ and ‘dome’ are considered as two different forms. It is customary, however, to regard them as the same form, with the name ‘dihedron’.

*Name of point form* (printed in italics). There exists no general convention on the names of the point forms. Here, only one name is given, which does not always agree with that of other authors. The names of the point forms are also contained in Table 10.1.2.3. Note

† For the exceptions in the cubic crystal system *cf.* Section 10.1.2.4, *Notes on crystal and point forms*, item (viii)

that the same point form, ‘line segment’, corresponds to both sphenoid and dome. The letter in parentheses after each name of a point form is explained below.

Column 5: *Miller indices* (*hkl*) for the symmetrically equivalent faces (edges) of a crystal form. In the trigonal and hexagonal crystal systems, when referring to hexagonal axes, Bravais–Miller indices (*hkil*) are used, with  $h + k + i = 0$ .

*Coordinates* *x, y, z* for the symmetrically equivalent points of a point form are not listed explicitly because they can be obtained from data in this volume as follows: after the name of the point form, a letter is given in parentheses. This is the Wyckoff letter of the corresponding position in the symmorphic *P* space group that belongs to the point group under consideration. The coordinate triplets of this (general or special) position apply to the point form of the point group.

The triplets of Miller indices (*hkl*) and point coordinates *x, y, z* are arranged in such a way as to show analogous sequences; they are both based on the same set of generators, as described in Sections 2.2.10 and 8.3.5. For all point groups, except those referred to a hexagonal coordinate system, the correspondence between the (*hkl*) and the *x, y, z* triplets is immediately obvious.‡

The sets of symmetrically equivalent crystal faces also represent the sets of equivalent reciprocal-lattice points, as well as the sets of equivalent X-ray (neutron) reflections.

### Examples

- (1) In point group  $\bar{4}$ , the general crystal form 4*b* is listed as (*hkl*) ( $\bar{h}kl$ ) (*kh* $\bar{l}$ ) ( $\bar{k}h\bar{l}$ ): the corresponding general position 4*h* of the symmorphic space group  $P\bar{4}$  reads *x, y, z; x,  $\bar{y}, z; y, \bar{x}, z; \bar{y}, x, z$ .*
- (2) In point group 3, the general crystal form 3*b* is listed as (*hkl*) (*ihkl*) (*kihl*) with  $i = -(h + k)$ ; the corresponding general position 3*d* of the symmorphic space group  $P3$  reads *x, y, z;  $\bar{y}, x - y, z; -x + y, \bar{x}, z$ .*
- (3) The Miller indices of the *cubic point groups* are arranged in one, two or four blocks of (3 × 4) entries. The first block (upper left) belongs to point group 23. The second block (upper right) belongs to the diagonal twofold axes in 432 and  $m\bar{3}m$  or to the diagonal mirror plane in  $\bar{4}3m$ . In point groups  $m\bar{3}$  and  $m\bar{3}m$ , the lower one or two blocks are derived from the upper blocks by application of the inversion.

### 10.1.2.4. Notes on crystal and point forms

(i) As mentioned in Section 10.1.2.2, each set of Miller indices of a given point group represents infinitely many face forms with the same name. Exceptions occur for the following cases.

Some special crystal forms occur with only *one* representative. Examples are the pinacoid {001}, the hexagonal prism {10 $\bar{1}$ 0} and the cube {100}. The Miller indices of these forms consist of fixed numbers and signs and contain no variables.

In a few noncentrosymmetric point groups, a special crystal form is realized by *two* representatives: they are related by a centre of symmetry that is not part of the point-group symmetry. These cases are

- (a) the two pedions (001) and (00 $\bar{1}$ );

‡ The matrices of corresponding triplets ( $\bar{h}\bar{k}\bar{l}$ ) and  $\bar{x}, \bar{y}, \bar{z}$ , *i.e.* of triplets generated by the same symmetry operation from (*hkl*) and *x, y, z*, are inverse to each other, provided the *x, y, z* and  $\bar{x}, \bar{y}, \bar{z}$  are regarded as columns and the (*hkl*) and ( $\bar{h}\bar{k}\bar{l}$ ) as rows: this is due to the contravariant and covariant nature of the point coordinates and Miller indices, respectively. Note that for orthogonal matrices the inverse matrix equals the transposed matrix; in crystallography, this applies to all coordinate systems (including the rhombohedral one), except for the hexagonal system. The matrices for the symmetry operations occurring in the crystallographic point groups are listed in Tables 11.2.2.1 and 11.2.2.2.

## 10.1. CRYSTALLOGRAPHIC AND NONCRYSTALLOGRAPHIC POINT GROUPS

(b) the two trigonal prisms  $\{10\bar{1}0\}$  and  $\{\bar{1}010\}$ ; similarly for two dimensions;

(c) the two trigonal prisms  $\{11\bar{2}0\}$  and  $\{\bar{1}\bar{1}20\}$ ; similarly for two dimensions;

(d) the positive and negative tetrahedra  $\{111\}$  and  $\{\bar{1}\bar{1}\bar{1}\}$ . In the point-group tables, both representatives of these forms are listed, separated by 'or', for instance '(001) or (00 $\bar{1}$ )'.

(ii) In crystallography, the terms tetragonal, trigonal, hexagonal, as well as tetragon, trigon and hexagon, imply that the cross sections of the corresponding polyhedra, or the polygons, are *regular* tetragons (squares), trigons or hexagons. Similarly, ditetragonal, ditrigonal, dihexagonal, as well as ditetragon, ditrigon and dihexagon, refer to *semi-regular* cross sections or polygons.

(iii) Crystal forms can be 'open' or 'closed'. A crystal form is 'closed' if its faces form a closed polyhedron; the minimum number of faces for a closed form is 4. Closed forms are disphenoids, dipyramids, rhombohedra, trapezohedra, scalenohedra and all cubic forms; open forms are pedions, pinacoids, sphenoids (domes), pyramids and prisms.

A point form is always closed. It should be noted, however, that a point form dual to a *closed* face form is a *three*-dimensional polyhedron, whereas the dual of an *open* face form is a *two*- or *one*-dimensional polygon, which, in general, is located 'off the origin' but may be centred at the origin (here called 'through the origin').

(iv) Crystal forms are well known; they are described and illustrated in many textbooks. Crystal forms are 'isohedral' polyhedra that have all faces equivalent but may have more than one kind of vertex; they include regular polyhedra. The in-sphere of the polyhedron touches all the faces.

Crystallographic point forms are less known; they are described in a few places only, notably by A. Niggli (1963), by Fischer *et al.* (1973), and by Burzlaff & Zimmermann (1977). The latter publication contains drawings of the polyhedra of all point forms. Point forms are 'isogonal' polyhedra (polygons) that have all vertices equivalent but may have more than one kind of face;\* again, they include regular polyhedra. The circumsphere of the polyhedron passes through all the vertices.

In most cases, the names of the point-form polyhedra can easily be derived from the corresponding crystal forms: the duals of  $n$ -gonal pyramids are regular  $n$ -gons off the origin, those of  $n$ -gonal prisms are regular  $n$ -gons through the origin. The duals of di- $n$ -gonal pyramids and prisms are truncated (regular)  $n$ -gons, whereas the duals of  $n$ -gonal dipyramids are  $n$ -gonal prisms.

In a few cases, however, the relations are not so evident. This applies mainly to some cubic point forms [see item (v) below]. A further example is the rhombohedron, whose dual is a trigonal antiprism (in general, the duals of  $n$ -gonal streptohedra are  $n$ -gonal antiprisms).† The duals of  $n$ -gonal trapezohedra are polyhedra intermediate between  $n$ -gonal prisms and  $n$ -gonal antiprisms; they are called here 'twisted  $n$ -gonal antiprisms'. Finally, the duals of di- $n$ -gonal scalenohedra are  $n$ -gonal antiprisms 'sliced off' perpendicular to the prism axis by the pinacoid  $\{001\}$ .‡

(v) Some cubic point forms have to be described by 'combinations' of 'isohedral' polyhedra because no common

names exist for 'isogonal' polyhedra. The maximal number of polyhedra required is three. The *shape* of the combination that describes the point form depends on the relative sizes of the polyhedra involved, *i.e.* on the relative values of their central distances. Moreover, in some cases even the *topology* of the point form may change.

### Example

'Cube truncated by octahedron' and 'octahedron truncated by cube'. Both forms have 24 vertices, 14 faces and 36 edges but the faces of the first combination are octagons and trigons, those of the second are hexagons and tetragons. These combinations represent different special point forms  $x, x, z$  and  $0, y, z$ . One form can change into the other only *via* the (semi-regular) cuboctahedron  $0, y, y$ , which has 12 vertices, 14 faces and 24 edges.

The unambiguous description of the cubic point forms by combinations of 'isohedral' polyhedra requires restrictions on the relative sizes of the polyhedra of a combination. The permissible range of the size ratios is limited on the one hand by vanishing, on the other hand by splitting of vertices of the combination. Three cases have to be distinguished:

(a) The relative sizes of the polyhedra of the combination can vary *independently*. This occurs whenever three edges meet in one vertex. In Table 10.1.2.2, the names of these point forms contain the term 'truncated'.

### Examples

- (1) 'Octahedron truncated by cube' (24 vertices, dual to tetrahexahedron).
- (2) 'Cube truncated by two tetrahedra' (24 vertices, dual to hexatetrahedron), implying independent variation of the relative sizes of the two truncating tetrahedra.

(b) The relative sizes of the polyhedra are *interdependent*. This occurs for combinations of three polyhedra whenever four edges meet in one vertex. The names of these point forms contain the symbol '&'.

### Example

'Cube & two tetrahedra' (12 vertices, dual to tetragon-tritetrahedron); here the interdependence results from the requirement that in the combination a cube edge is reduced to a vertex in which faces of the two tetrahedra meet. The location of this vertex on the cube edge is free. A higher symmetrical 'limiting' case of this combination is the 'cuboctahedron', where the two tetrahedra have the same sizes and thus form an octahedron.

(c) The relative sizes of the polyhedra are *fixed*. This occurs for combinations of three polyhedra if five edges meet in one vertex. These point forms are designated by special names (snub tetrahedron, snub cube, irregular icosahedron), or their names contain the symbol '+'. The cuboctahedron appears here too, as a limiting form of the snub tetrahedron (dual to pentagon-tritetrahedron) and of the irregular icosahedron (dual to pentagon-dodecahedron) for the special coordinates  $0, y, y$ .

(vi) Limiting crystal forms result from general or special crystal forms for special values of certain geometrical parameters of the form.

### Examples

- (1) A pyramid degenerates into a prism if its apex angle becomes 0, *i.e.* if the apex moves towards infinity.

(continued on page 795)

\* Thus, the name 'prism' for a *point form* implies combination of the prism with a pinacoid.

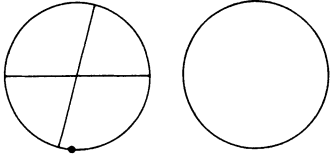
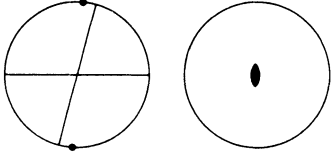
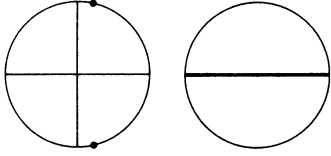
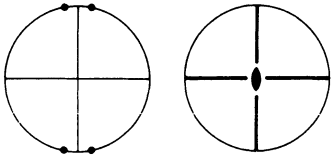
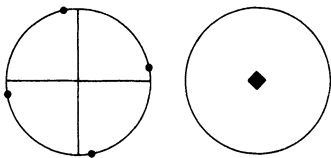
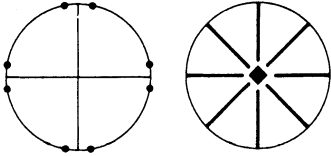
† A tetragonal tetrahedron is a digonal streptohedron; hence, its dual is a 'digonal antiprism', which is again a tetragonal tetrahedron.

‡ The dual of a tetragonal (= di-digonal) scalenohedron is a 'digonal antiprism', which is 'cut off' by the pinacoid  $\{001\}$ .

10. POINT GROUPS AND CRYSTAL CLASSES

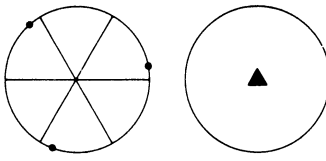
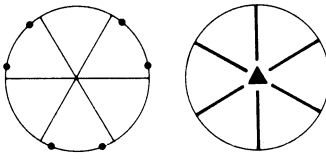
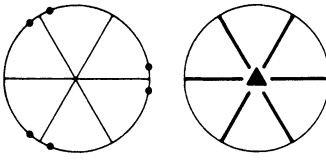
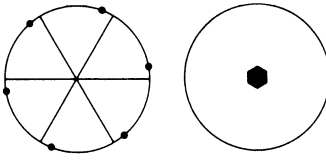
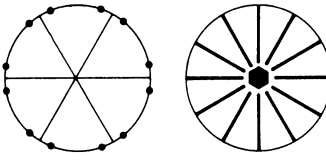
Table 10.1.2.1. *The ten two-dimensional crystallographic point groups*

General, special and limiting edge forms and *point forms* (italics), oriented edge and site symmetries, and Miller indices (*hk*) of equivalent edges [for hexagonal groups Bravais–Miller indices (*hki*) are used if referred to hexagonal axes]; for point coordinates see text.

<b>OBLIQUE SYSTEM</b>				
1				
1	<i>a</i>	1	Single edge <i>Single point (a)</i>	( <i>hk</i> )
2				
2	<i>a</i>	1	Pair of parallel edges <i>Line segment through origin (e)</i>	( <i>hk</i> ) ( $\bar{h}\bar{k}$ )
<b>RECTANGULAR SYSTEM</b>				
<i>m</i>				
2	<i>b</i>	1	Pair of edges <i>Line segment (c)</i>	( <i>hk</i> ) ( $\bar{h}\bar{k}$ )
			Pair of parallel edges <i>Line segment through origin</i>	(10) ( $\bar{1}0$ )
1	<i>a</i>	<i>.m.</i>	Single edge <i>Single point (a)</i>	(01) or ( $0\bar{1}$ )
<i>2mm</i>				
4	<i>c</i>	1	Rhomb <i>Rectangle (i)</i>	( <i>hk</i> ) ( $\bar{h}\bar{k}$ ) ( $\bar{h}k$ ) ( <i>hk</i> )
2	<i>b</i>	<i>.m.</i>	Pair of parallel edges <i>Line segment through origin (g)</i>	(01) ( $0\bar{1}$ )
2	<i>a</i>	<i>.m.</i>	Pair of parallel edges <i>Line segment through origin (e)</i>	(10) ( $\bar{1}0$ )
<b>SQUARE SYSTEM</b>				
4				
4	<i>a</i>	1	Square <i>Square (d)</i>	( <i>hk</i> ) ( $\bar{h}\bar{k}$ ) ( $\bar{k}h$ ) ( <i>kh</i> )
<i>4mm</i>				
8	<i>c</i>	1	Ditetragon <i>Truncated square (g)</i>	( <i>hk</i> ) ( $\bar{h}\bar{k}$ ) ( $\bar{k}h$ ) ( <i>kh</i> ) ( $\bar{h}k$ ) ( <i>hk</i> ) ( <i>kh</i> ) ( $\bar{k}h$ )
4	<i>b</i>	<i>.m.</i>	Square <i>Square (f)</i>	(11) ( $\bar{1}\bar{1}$ ) ( $\bar{1}1$ ) (11)
4	<i>a</i>	<i>.m.</i>	Square <i>Square (d)</i>	(10) ( $\bar{1}0$ ) (01) ( $0\bar{1}$ )

10.1. CRYSTALLOGRAPHIC AND NONCRYSTALLOGRAPHIC POINT GROUPS

Table 10.1.2.1. *The ten two-dimensional crystallographic point groups (cont.)*

HEXAGONAL SYSTEM				
3				
3	<i>a</i>	1	Trigon Trigon ( <i>d</i> )	( <i>hki</i> ) ( <i>ihk</i> ) ( <i>kih</i> )
3 <i>m</i> 1				
6	<i>b</i>	1	Ditrigon Truncated trigon ( <i>e</i> )	( <i>hki</i> ) ( <i>ihk</i> ) ( <i>kih</i> ) ( <i>khī</i> ) ( <i>īkh</i> ) ( <i>hīk</i> )
			Hexagon Hexagon	( <i>112̄</i> ) ( <i>211</i> ) ( <i>12̄1</i> ) ( <i>112</i> ) ( <i>211̄</i> ) ( <i>121̄</i> )
3	<i>a</i>	<i>.m.</i>	Trigon Trigon ( <i>d</i> )	( <i>101̄</i> ) ( <i>110̄</i> ) ( <i>011̄</i> ) or ( <i>101</i> ) ( <i>110</i> ) ( <i>011</i> )
31 <i>m</i>				
6	<i>b</i>	1	Ditrigon Truncated trigon ( <i>d</i> )	( <i>hki</i> ) ( <i>ihk</i> ) ( <i>kih</i> ) ( <i>khi</i> ) ( <i>ikh</i> ) ( <i>hik</i> )
			Hexagon Hexagon	( <i>101̄</i> ) ( <i>110̄</i> ) ( <i>011̄</i> ) ( <i>011̄</i> ) ( <i>101</i> ) ( <i>110</i> )
3	<i>a</i>	<i>.m.</i>	Trigon Trigon ( <i>c</i> )	( <i>112̄</i> ) ( <i>211</i> ) ( <i>12̄1</i> ) or ( <i>112</i> ) ( <i>211̄</i> ) ( <i>121̄</i> )
6				
6	<i>a</i>	1	Hexagon Hexagon ( <i>d</i> )	( <i>hki</i> ) ( <i>ihk</i> ) ( <i>kih</i> ) ( <i>khī</i> ) ( <i>īkh</i> ) ( <i>hīk</i> )
6 <i>mm</i>				
12	<i>c</i>	1	Dihexagon Truncated hexagon ( <i>f</i> )	( <i>hki</i> ) ( <i>ihk</i> ) ( <i>kih</i> ) ( <i>khī</i> ) ( <i>īkh</i> ) ( <i>hīk</i> ) ( <i>khi</i> ) ( <i>ikh</i> ) ( <i>hik</i> )
6	<i>b</i>	<i>.m.</i>	Hexagon Hexagon ( <i>e</i> )	( <i>101̄</i> ) ( <i>110̄</i> ) ( <i>011̄</i> ) ( <i>101</i> ) ( <i>110</i> ) ( <i>011</i> )
6	<i>a</i>	<i>.m.</i>	Hexagon Hexagon ( <i>d</i> )	( <i>112̄</i> ) ( <i>211</i> ) ( <i>12̄1</i> ) ( <i>112</i> ) ( <i>211̄</i> ) ( <i>121̄</i> )

10. POINT GROUPS AND CRYSTAL CLASSES

Table 10.1.2.2. *The 32 three-dimensional crystallographic point groups*

General, special and limiting face forms and *point forms* (italics), oriented face and site symmetries, and Miller indices (*hkl*) of equivalent faces [for trigonal and hexagonal groups Bravais–Miller indices (*hkil*) are used if referred to hexagonal axes]; for point coordinates see text.

TRICLINIC SYSTEM				
1	$C_1$			
1	<i>a</i>	1	Pedion or monohedron <i>Single point (a)</i>  Symmetry of special projections Along any direction 1	( <i>hkl</i> )
$\bar{1}$	$C_i$			
2	<i>a</i>	1	Pinacoid or parallelohedron <i>Line segment through origin (i)</i>  Symmetry of special projections Along any direction 2	( <i>hkl</i> ) ( $\bar{h}\bar{k}\bar{l}$ )
MONOCLINIC SYSTEM				
2	$C_2$			
2	<i>b</i>	1	Sphenoid or dihedron <i>Line segment (e)</i>  Pinacoid or parallelohedron <i>Line segment through origin</i>	Unique axis <i>b</i> ( <i>hkl</i> ) ( $\bar{h}\bar{k}\bar{l}$ )  ( <i>h0l</i> ) ( $\bar{h}0\bar{l}$ )
1	<i>a</i>	2	Pedion or monohedron <i>Single point (a)</i>  Symmetry of special projections Along [100]    Along [010]    Along [001]	Unique axis <i>c</i> ( <i>hkl</i> ) ( $\bar{h}\bar{k}\bar{l}$ )  ( <i>hk0</i> ) ( $\bar{h}\bar{k}0$ )  (010) or (0 $\bar{1}$ 0)                      (001) or (00 $\bar{1}$ )
	Unique axis <i>b</i>	<i>m</i>	2	<i>m</i>
	<i>c</i>	<i>m</i>	<i>m</i>	2
<i>m</i>	$C_s$			
2	<i>b</i>	1	Dome or dihedron <i>Line segment (c)</i>  Pinacoid or parallelohedron <i>Line segment through origin</i>	Unique axis <i>b</i> ( <i>hkl</i> ) ( $\bar{h}\bar{k}\bar{l}$ )  (010) (0 $\bar{1}$ 0)                      (001) (00 $\bar{1}$ )
1	<i>a</i>	<i>m</i>	Pedion or monohedron <i>Single point (a)</i>  Symmetry of special projections Along [100]    Along [010]    Along [001]	Unique axis <i>c</i> ( <i>hkl</i> ) ( $\bar{h}\bar{k}\bar{l}$ )  ( <i>h0l</i> )                                      ( <i>hk0</i> )
	Unique axis <i>b</i>	<i>m</i>	1	<i>m</i>
	<i>c</i>	<i>m</i>	<i>m</i>	1



## 10.1. CRYSTALLOGRAPHIC AND NONCRYSTALLOGRAPHIC POINT GROUPS

 Table 10.1.2.2. *The 32 three-dimensional crystallographic point groups (cont.)*

MONOCLINIC SYSTEM ( <i>cont.</i> )				
$2/m$	$C_{2h}$			
				Unique axis $b$ Unique axis $c$
4	$c$	1	Rhombic prism <i>Rectangle through origin (o)</i>	$(hkl)$ $(\bar{h}k\bar{l})$ $(\bar{h}k\bar{l})$ $(hkl)$
2	$b$	$m$	Pinacoid or parallelohedron <i>Line segment through origin (m)</i>	$(h0l)$ $(\bar{h}0\bar{l})$ $(hk0)$ $(\bar{h}\bar{k}0)$
2	$a$	2	Pinacoid or parallelohedron <i>Line segment through origin (i)</i>	$(010)$ $(0\bar{1}0)$ $(001)$ $(00\bar{1})$
Symmetry of special projections				
		Along $[100]$	Along $[010]$	Along $[001]$
Unique axis $b$		$2mm$	2	$2mm$
$c$		$2mm$	$2mm$	2
ORTHORHOMBIC SYSTEM				
$222$	$D_2$			
4	$d$	1	Rhombic disphenoid or rhombic tetrahedron <i>Rhombic tetrahedron (u)</i>	$(hkl)$ $(\bar{h}k\bar{l})$ $(\bar{h}k\bar{l})$ $(hkl)$
			Rhombic prism <i>Rectangle through origin</i>	$(hk0)$ $(\bar{h}\bar{k}0)$ $(\bar{h}k0)$ $(h\bar{k}0)$
			Rhombic prism <i>Rectangle through origin</i>	$(h0l)$ $(\bar{h}0l)$ $(\bar{h}0\bar{l})$ $(h0\bar{l})$
			Rhombic prism <i>Rectangle through origin</i>	$(0kl)$ $(0\bar{k}l)$ $(0k\bar{l})$ $(0\bar{k}\bar{l})$
2	$c$	$\cdot\cdot 2$	Pinacoid or parallelohedron <i>Line segment through origin (q)</i>	$(001)$ $(00\bar{1})$
2	$b$	$\cdot 2$	Pinacoid or parallelohedron <i>Line segment through origin (m)</i>	$(010)$ $(0\bar{1}0)$
2	$a$	$2\cdot\cdot$	Pinacoid or parallelohedron <i>Line segment through origin (i)</i>	$(100)$ $(\bar{1}00)$
Symmetry of special projections				
		Along $[100]$	Along $[010]$	Along $[001]$
		$2mm$	$2mm$	$2mm$

10. POINT GROUPS AND CRYSTAL CLASSES

Table 10.1.2.2. *The 32 three-dimensional crystallographic point groups (cont.)*

ORTHORHOMBIC SYSTEM (cont.)			
$mm2$	$C_{2v}$		
4	$d$	1	Rhombic pyramid <i>Rectangle (i)</i> Rhombic prism <i>Rectangle through origin</i>
			$(hkl)$ $(\bar{h}\bar{k}l)$ $(h\bar{k}l)$ $(\bar{h}kl)$ $(hk0)$ $(\bar{h}\bar{k}0)$ $(h\bar{k}0)$ $(\bar{h}k0)$
2	$c$	$m..$	Dome or dihedron <i>Line segment (g)</i> Pinacoid or parallelohedron <i>Line segment through origin</i>
			$(0kl)$ $(0\bar{k}l)$ $(010)$ $(0\bar{1}0)$
2	$b$	$.m.$	Dome or dihedron <i>Line segment (e)</i> Pinacoid or parallelohedron <i>Line segment through origin</i>
			$(h0l)$ $(\bar{h}0l)$ $(100)$ $(\bar{1}00)$
1	$a$	$mm2$	Pedion or monohedron <i>Single point (a)</i>
			$(001)$ or $(00\bar{1})$
Symmetry of special projections			
	Along $[100]$	Along $[010]$	Along $[001]$
	$m$	$m$	$2mm$
$m m m$	$D_{2h}$		
$\frac{2}{m} \frac{2}{m} \frac{2}{m}$			
8	$g$	1	Rhombic dipyramid <i>Quad (<math>\alpha</math>)</i>
			$(hkl)$ $(\bar{h}\bar{k}l)$ $(h\bar{k}\bar{l})$ $(\bar{h}k\bar{l})$ $(\bar{h}kl)$ $(h\bar{k}l)$ $(h\bar{k}\bar{l})$ $(\bar{h}kl)$
4	$f$	$..m$	Rhombic prism <i>Rectangle through origin (y)</i>
			$(hk0)$ $(\bar{h}\bar{k}0)$ $(h\bar{k}0)$ $(\bar{h}k0)$
4	$e$	$.m.$	Rhombic prism <i>Rectangle through origin (w)</i>
			$(h0l)$ $(\bar{h}0l)$ $(h0\bar{l})$ $(\bar{h}0\bar{l})$
4	$d$	$m..$	Rhombic prism <i>Rectangle through origin (u)</i>
			$(0kl)$ $(0\bar{k}l)$ $(0k\bar{l})$ $(0\bar{k}\bar{l})$
2	$c$	$mm2$	Pinacoid or parallelohedron <i>Line segment through origin (q)</i>
			$(001)$ $(00\bar{1})$
2	$b$	$m2m$	Pinacoid or parallelohedron <i>Line segment through origin (m)</i>
			$(010)$ $(0\bar{1}0)$
2	$a$	$2mm$	Pinacoid or parallelohedron <i>Line segment through origin (i)</i>
			$(100)$ $(\bar{1}00)$
Symmetry of special projections			
	Along $[100]$	Along $[010]$	Along $[001]$
	$2mm$	$2mm$	$2mm$

10.1. CRYSTALLOGRAPHIC AND NONCRYSTALLOGRAPHIC POINT GROUPS

Table 10.1.2.2. *The 32 three-dimensional crystallographic point groups (cont.)*

TETRAGONAL SYSTEM				
4	$C_4$			
4	$b$	1	Tetragonal pyramid <i>Square (d)</i>	$(hkl)$ $(\bar{h}\bar{k}l)$ $(\bar{k}hl)$ $(k\bar{h}l)$
			Tetragonal prism <i>Square through origin</i>	$(hk0)$ $(\bar{h}\bar{k}0)$ $(\bar{k}h0)$ $(k\bar{h}0)$
1	$a$	4..	Pedion or monohedron <i>Single point (a)</i>	$(001)$ or $(00\bar{1})$
			Symmetry of special projections	
		Along $[001]$	Along $[100]$	Along $[110]$
		4	$m$	$m$
$\bar{4}$	$S_4$			
4	$b$	1	Tetragonal disphenoid or tetragonal tetrahedron <i>Tetragonal tetrahedron (h)</i>	$(hkl)$ $(\bar{h}\bar{k}l)$ $(\bar{k}hl)$ $(k\bar{h}l)$
			Tetragonal prism <i>Square through origin</i>	$(hk0)$ $(\bar{h}\bar{k}0)$ $(\bar{k}h0)$ $(k\bar{h}0)$
2	$a$	2..	Pinacoid or parallelohedron <i>Line segment through origin (e)</i>	$(001)$ $(00\bar{1})$
			Symmetry of special projections	
		Along $[001]$	Along $[100]$	Along $[110]$
		4	$m$	$m$
$4/m$	$C_{4h}$			
8	$c$	1	Tetragonal dipyramid <i>Tetragonal prism (l)</i>	$(hkl)$ $(\bar{h}\bar{k}l)$ $(\bar{k}hl)$ $(k\bar{h}l)$ $(h\bar{k}l)$ $(hkl)$ $(khl)$ $(khl)$
4	$b$	$m..$	Tetragonal prism <i>Square through origin (j)</i>	$(hk0)$ $(\bar{h}\bar{k}0)$ $(\bar{k}h0)$ $(k\bar{h}0)$
2	$a$	4..	Pinacoid or parallelohedron <i>Line segment through origin (g)</i>	$(001)$ $(00\bar{1})$
			Symmetry of special projections	
		Along $[001]$	Along $[100]$	Along $[110]$
		4	$2mm$	$2mm$

10. POINT GROUPS AND CRYSTAL CLASSES

Table 10.1.2.2. *The 32 three-dimensional crystallographic point groups (cont.)*

TETRAGONAL SYSTEM ( <i>cont.</i> )					
422	$D_4$				
8	$d$	1	Tetragonal trapezohedron <i>Twisted tetragonal antiprism (p)</i>	$(hkl)$ $(\bar{h}\bar{k}l)$ $(\bar{k}hl)$ $(k\bar{h}l)$ $(\bar{h}\bar{k}l)$ $(hkl)$ $(khl)$ $(\bar{k}\bar{h}l)$	
			Ditetragonal prism <i>Truncated square through origin</i>	$(hk0)$ $(\bar{h}\bar{k}0)$ $(\bar{k}h0)$ $(k\bar{h}0)$ $(\bar{h}\bar{k}0)$ $(hk0)$ $(khl)$ $(\bar{k}\bar{h}0)$	
			Tetragonal dipyramid <i>Tetragonal prism</i>	$(h0l)$ $(\bar{h}0l)$ $(0hl)$ $(0\bar{h}l)$ $(\bar{h}0l)$ $(h0l)$ $(0hl)$ $(0\bar{h}l)$	
			Tetragonal dipyramid <i>Tetragonal prism</i>	$(hhl)$ $(\bar{h}\bar{h}l)$ $(\bar{h}hl)$ $(h\bar{h}l)$ $(\bar{h}\bar{h}l)$ $(hhl)$ $(hhl)$ $(\bar{h}\bar{h}l)$	
4	$c$	.2.	Tetragonal prism <i>Square through origin (l)</i>	$(100)$ $(\bar{1}00)$ $(010)$ $(0\bar{1}0)$	
4	$b$	..2	Tetragonal prism <i>Square through origin (j)</i>	$(110)$ $(\bar{1}\bar{1}0)$ $(\bar{1}10)$ $(1\bar{1}0)$	
2	$a$	4..	Pinacoid or parallelohedron <i>Line segment through origin (g)</i>	$(001)$ $(00\bar{1})$	
Symmetry of special projections					
			Along $[001]$ Along $[100]$ Along $[110]$		
			$4mm$ $2mm$ $2mm$		
$4mm$	$C_{4v}$				
8	$d$	1	Ditetragonal pyramid <i>Truncated square (g)</i>	$(hkl)$ $(\bar{h}\bar{k}l)$ $(\bar{k}hl)$ $(k\bar{h}l)$ $(\bar{h}\bar{k}l)$ $(hkl)$ $(\bar{k}hl)$ $(khl)$	
			Ditetragonal prism <i>Truncated square through origin</i>	$(hk0)$ $(\bar{h}\bar{k}0)$ $(\bar{k}h0)$ $(k\bar{h}0)$ $(\bar{h}\bar{k}0)$ $(hk0)$ $(\bar{k}h0)$ $(khl)$	
4	$c$	.m.	Tetragonal pyramid <i>Square (e)</i>	$(h0l)$ $(\bar{h}0l)$ $(0hl)$ $(0\bar{h}l)$	
			Tetragonal prism <i>Square through origin</i>	$(100)$ $(\bar{1}00)$ $(010)$ $(0\bar{1}0)$	
4	$b$	..m	Tetragonal pyramid <i>Square (d)</i>	$(hhl)$ $(\bar{h}\bar{h}l)$ $(\bar{h}hl)$ $(h\bar{h}l)$	
			Tetragonal prism <i>Square through origin</i>	$(110)$ $(\bar{1}\bar{1}0)$ $(\bar{1}10)$ $(1\bar{1}0)$	
1	$a$	$4mm$	Pedion or monohedron <i>Single point (a)</i>	$(001)$ or $(00\bar{1})$	
Symmetry of special projections					
			Along $[001]$ Along $[100]$ Along $[110]$		
			$4mm$ $m$ $m$		

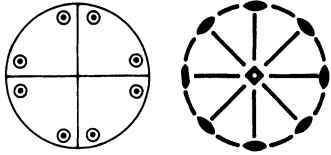
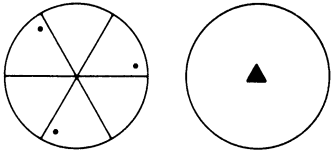
## 10.1. CRYSTALLOGRAPHIC AND NONCRYSTALLOGRAPHIC POINT GROUPS

 Table 10.1.2.2. *The 32 three-dimensional crystallographic point groups (cont.)*

TETRAGONAL SYSTEM ( <i>cont.</i> )				
$\bar{4}2m$	$D_{2d}$			
8	<i>d</i>	1	Tetragonal scalenohedron <i>Tetragonal tetrahedron cut off by pinacoid (o)</i>  Ditetragonal prism <i>Truncated square through origin</i>  Tetragonal dipyramid <i>Tetragonal prism</i>	$(hkl)$ $(\bar{h}\bar{k}l)$ $(k\bar{h}l)$ $(\bar{k}hl)$ $(h\bar{k}l)$ $(hkl)$ $(\bar{k}hl)$ $(khl)$  $(hk0)$ $(\bar{h}\bar{k}0)$ $(k\bar{h}0)$ $(\bar{k}h0)$ $(\bar{h}k0)$ $(h\bar{k}0)$ $(\bar{k}h0)$ $(kh0)$  $(h0l)$ $(\bar{h}0l)$ $(0\bar{h}l)$ $(0hl)$ $(\bar{h}0l)$ $(h0l)$ $(0hl)$ $(0hl)$
4	<i>c</i>	$..m$	Tetragonal disphenoid or tetragonal tetrahedron <i>Tetragonal tetrahedron (n)</i>  Tetragonal prism <i>Square through origin</i>	$(hhl)$ $(\bar{h}\bar{h}l)$ $(h\bar{h}l)$ $(\bar{h}hl)$  $(110)$ $(\bar{1}\bar{1}0)$ $(1\bar{1}0)$ $(\bar{1}10)$
4	<i>b</i>	$..2$	Tetragonal prism <i>Square through origin (i)</i>	$(100)$ $(\bar{1}00)$ $(0\bar{1}0)$ $(010)$
2	<i>a</i>	$2mm$	Pinacoid or parallelohedron <i>Line segment through origin (g)</i>  Symmetry of special projections Along $[001]$ Along $[100]$ Along $[110]$ $4mm$ $2mm$ $m$	$(001)$ $(00\bar{1})$
$\bar{4}m2$	$D_{2d}$			
8	<i>d</i>	1	Tetragonal scalenohedron <i>Tetragonal tetrahedron cut off by pinacoid (l)</i>  Ditetragonal prism <i>Truncated square through origin</i>  Tetragonal dipyramid <i>Tetragonal prism</i>	$(hkl)$ $(\bar{h}\bar{k}l)$ $(k\bar{h}l)$ $(\bar{k}hl)$ $(h\bar{k}l)$ $(hkl)$ $(\bar{k}hl)$ $(khl)$  $(hk0)$ $(\bar{h}\bar{k}0)$ $(k\bar{h}0)$ $(\bar{k}h0)$ $(\bar{h}k0)$ $(h\bar{k}0)$ $(k\bar{h}0)$ $(\bar{k}h0)$  $(hhl)$ $(\bar{h}\bar{h}l)$ $(h\bar{h}l)$ $(\bar{h}hl)$ $(\bar{h}hl)$ $(hhl)$ $(hhl)$ $(\bar{h}hl)$
4	<i>c</i>	$.m$	Tetragonal disphenoid or tetragonal tetrahedron <i>Tetragonal tetrahedron (j)</i>  Tetragonal prism <i>Square through origin</i>	$(h0l)$ $(\bar{h}0l)$ $(0\bar{h}l)$ $(0hl)$  $(100)$ $(\bar{1}00)$ $(0\bar{1}0)$ $(010)$
4	<i>b</i>	$..2$	Tetragonal prism <i>Square through origin (h)</i>	$(110)$ $(\bar{1}\bar{1}0)$ $(1\bar{1}0)$ $(\bar{1}10)$
2	<i>a</i>	$2mm$	Pinacoid or parallelohedron <i>Line segment through origin (e)</i>  Symmetry of special projections Along $[001]$ Along $[100]$ Along $[110]$ $4mm$ $m$ $2mm$	$(001)$ $(00\bar{1})$

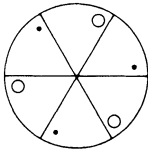
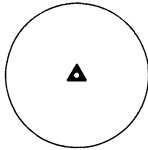
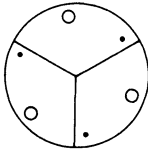
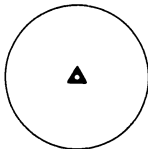
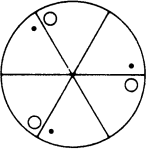
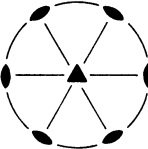
10. POINT GROUPS AND CRYSTAL CLASSES

Table 10.1.2.2. The 32 three-dimensional crystallographic point groups (cont.)

TETRAGONAL SYSTEM (cont.)				
$4/mmm$ $4\ 2\ 2$ $m\ m\ m$		$D_{4h}$		
16	$g$	1	Ditetragonal dipyramid Edge-truncated tetragonal prism ( $u$ )	$(hkl)$ $(\bar{h}\bar{k}l)$ $(\bar{k}hl)$ $(k\bar{h}l)$ $(hk\bar{l})$ $(h\bar{k}l)$ $(khl)$ $(\bar{k}hl)$ $(\bar{h}k\bar{l})$ $(\bar{h}kl)$ $(\bar{k}hl)$ $(khl)$ $(h\bar{k}l)$ $(\bar{h}kl)$ $(\bar{k}hl)$ $(khl)$
8	$f$	$.m.$	Tetragonal dipyramid Tetragonal prism ( $s$ )	$(h0l)$ $(\bar{h}0l)$ $(0hl)$ $(0\bar{h}l)$ $(h0\bar{l})$ $(h0l)$ $(0hl)$ $(0\bar{h}l)$
8	$e$	$..m$	Tetragonal dipyramid Tetragonal prism ( $r$ )	$(hhl)$ $(\bar{h}\bar{h}l)$ $(\bar{h}hl)$ $(h\bar{h}l)$ $(hh\bar{l})$ $(hh\bar{l})$ $(hh\bar{l})$ $(hh\bar{l})$
8	$d$	$m..$	Ditetragonal prism Truncated square through origin ( $p$ )	$(hk0)$ $(\bar{h}\bar{k}0)$ $(\bar{k}h0)$ $(k\bar{h}0)$ $(\bar{h}k0)$ $(hk0)$ $(kh0)$ $(\bar{k}h0)$
4	$c$	$m2m.$	Tetragonal prism Square through origin ( $l$ )	$(100)$ $(\bar{1}00)$ $(010)$ $(0\bar{1}0)$
4	$b$	$m.m2$	Tetragonal prism Square through origin ( $j$ )	$(110)$ $(\bar{1}\bar{1}0)$ $(\bar{1}10)$ $(1\bar{1}0)$
2	$a$	$4mm$	Pinacoid or parallelohedron Line segment through origin ( $g$ )	$(001)$ $(00\bar{1})$
			Symmetry of special projections	
			Along $[001]$ Along $[100]$ Along $[110]$	
			$4mm$ $2mm$ $2mm$	
TRIGONAL SYSTEM				
3		$C_3$		
HEXAGONAL AXES				
3	$b$	1	Trigonal pyramid Trigon ( $d$ )	$(hki)$ $(ihk)$ $(kih)$
			Trigonal prism Trigon through origin	$(hki0)$ $(ihk0)$ $(kih0)$
1	$a$	3..	Pedion or monohedron Single point ( $a$ )	$(0001)$ or $(000\bar{1})$
			Symmetry of special projections	
			Along $[001]$ Along $[100]$ Along $[210]$	
			3                    1                    1	
3		$C_3$		
RHOMBOHEDRAL AXES				
3	$b$	1	Trigonal pyramid Trigon ( $b$ )	$(hkl)$ $(lkh)$ $(klh)$
			Trigonal prism Trigon through origin	$(hk(\bar{h}+\bar{k}))$ $((\bar{h}+\bar{k})hk)$ $(k(\bar{h}+\bar{k})h)$
1	$a$	3.	Pedion or monohedron Single point ( $a$ )	$(111)$ or $(\bar{1}\bar{1}\bar{1})$
			Symmetry of special projections	
			Along $[111]$ Along $[1\bar{1}0]$ Along $[2\bar{1}\bar{1}]$	
			3                    1                    1	

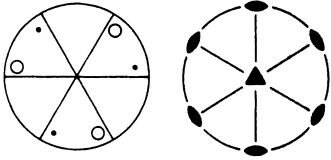
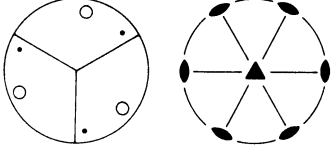
## 10.1. CRYSTALLOGRAPHIC AND NONCRYSTALLOGRAPHIC POINT GROUPS

 Table 10.1.2.2. *The 32 three-dimensional crystallographic point groups (cont.)*

TRIGONAL SYSTEM ( <i>cont.</i> )					
$\bar{3}$	$C_{3i}$				
HEXAGONAL AXES					
6	<i>b</i>	1	Rhombohedron <i>Trigonal antiprism (g)</i>	$(hkl)$ $(ihk)$ $(kih)$ $(\bar{h}\bar{k}\bar{l})$ $(\bar{i}\bar{h}\bar{k})$ $(\bar{k}\bar{i}\bar{h})$	
			Hexagonal prism <i>Hexagon through origin</i>	$(hki0)$ $(ihk0)$ $(kih0)$ $(\bar{h}\bar{k}\bar{i}0)$ $(\bar{i}\bar{h}\bar{k}0)$ $(\bar{k}\bar{i}\bar{h}0)$	
2	<i>a</i>	3..	Pinacoid or parallelohedron <i>Line segment through origin (c)</i>	$(0001)$ $(000\bar{1})$	
Symmetry of special projections					
			Along $[001]$ Along $[100]$ Along $[210]$		
			6                    2                    2		
RHOMBOHEDRAL AXES					
$\bar{3}$	$C_{3i}$				
6	<i>b</i>	1	Rhombohedron <i>Trigonal antiprism (f)</i>	$(hkl)$ $(lkh)$ $(klh)$ $(\bar{h}\bar{k}\bar{l})$ $(\bar{l}\bar{h}\bar{k})$ $(\bar{k}\bar{l}\bar{h})$	
			Hexagonal prism <i>Hexagon through origin</i>	$(hk(\bar{h}+\bar{k}))$ $((\bar{h}+\bar{k})hk)$ $(k(\bar{h}+\bar{k})h)$ $(\bar{h}\bar{k}(h+k))$ $((h+k)\bar{h}\bar{k})$ $(\bar{k}(h+k)\bar{h})$	
2	<i>a</i>	3.	Pinacoid or parallelohedron <i>Line segment through origin (c)</i>	$(111)$ $(\bar{1}\bar{1}\bar{1})$	
Symmetry of special projections					
			Along $[111]$ Along $[1\bar{1}0]$ Along $[2\bar{1}\bar{1}]$		
			6                    2                    2		
HEXAGONAL SYSTEM					
$321$	$D_3$				
HEXAGONAL AXES					
6	<i>c</i>	1	Trigonal trapezohedron <i>Twisted trigonal antiprism (g)</i>	$(hkl)$ $(ihk)$ $(kih)$ $(khi\bar{l})$ $(hik\bar{l})$ $(ikh\bar{l})$	
			Ditrigonal prism <i>Truncated trigon through origin</i>	$(hki0)$ $(ihk0)$ $(kih0)$ $(khi0)$ $(hik0)$ $(ikh0)$	
			Trigonal dipyramid <i>Trigonal prism</i>	$(hh\bar{2}hl)$ $(\bar{2}h\bar{h}hl)$ $(h\bar{2}hhl)$ $(hh2\bar{h}\bar{l})$ $(h2\bar{h}\bar{h}\bar{l})$ $(2h\bar{h}\bar{h}\bar{l})$	
			Rhombohedron <i>Trigonal antiprism</i>	$(h0hl)$ $(\bar{h}h0l)$ $(0\bar{h}hl)$ $(0h\bar{h}l)$ $(\bar{h}\bar{h}0\bar{l})$ $(\bar{h}0h\bar{l})$	
			Hexagonal prism <i>Hexagon through origin</i>	$(10\bar{1}0)$ $(\bar{1}100)$ $(0\bar{1}10)$ $(01\bar{1}0)$ $(1\bar{1}00)$ $(\bar{1}010)$	
3	<i>b</i>	.2.	Trigonal prism <i>Trigon through origin (e)</i>	$(1120)$ $(\bar{2}110)$ $(1\bar{2}10)$ or $(\bar{1}\bar{1}20)$ $(2\bar{1}\bar{1}0)$ $(\bar{1}2\bar{1}0)$	
2	<i>a</i>	3..	Pinacoid or parallelohedron <i>Line segment through origin (c)</i>	$(0001)$ $(000\bar{1})$	
Symmetry of special projections					
			Along $[001]$ Along $[100]$ Along $[210]$		
			3m                    2                    1		

10. POINT GROUPS AND CRYSTAL CLASSES

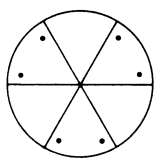
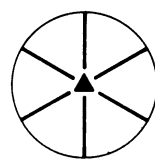
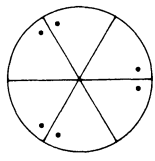
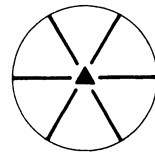
Table 10.1.2.2. The 32 three-dimensional crystallographic point groups (cont.)

TRIGONAL SYSTEM (cont.)						
312 $D_3$						
HEXAGONAL AXES						
6	$c$	1	Trigonal trapezohedron <i>Twisted trigonal antiprism (l)</i>	$(hkl)$ $(\bar{k}h\bar{l})$	$(ihk)$ $(\bar{h}i\bar{k})$	$(kihl)$ $(\bar{i}k\bar{h}\bar{l})$
			Ditrigonal prism <i>Truncated trigon through origin</i>	$(hki0)$ $(\bar{k}h\bar{i}0)$	$(ihk0)$ $(\bar{h}i\bar{k}0)$	$(kih0)$ $(\bar{i}k\bar{h}0)$
			Trigonal dipyramid <i>Trigonal prism</i>	$(h0\bar{h}l)$ $(0h\bar{h}l)$	$(\bar{h}h0l)$ $(\bar{h}h0l)$	$(0\bar{h}hl)$ $(h0hl)$
			Rhombohedron <i>Trigonal antiprism</i>	$(hh2hl)$ $(\bar{h}h2h\bar{l})$	$(\bar{2}hhhl)$ $(\bar{h}2hh\bar{l})$	$(h2\bar{h}hl)$ $(2h\bar{h}\bar{h}\bar{l})$
			Hexagonal prism <i>Hexagon through origin</i>	$(11\bar{2}0)$ $(\bar{1}\bar{1}20)$	$(\bar{2}110)$ $(\bar{1}2\bar{1}0)$	$(1\bar{2}10)$ $(2\bar{1}\bar{1}0)$
3	$b$	..2	Trigonal prism <i>Trigon through origin (j)</i>	$(10\bar{1}0)$ or $(1010)$	$(\bar{1}100)$ $(\bar{1}100)$	$(0\bar{1}10)$ $(01\bar{1}0)$
2	$a$	3..	Pinacoid or parallelohedron <i>Line segment through origin (g)</i>	$(0001)$	$(000\bar{1})$	
			Symmetry of special projections			
			Along $[001]$ $3m$	Along $[100]$ 1	Along $[210]$ 2	
32 $D_3$						
RHOMBOHEDRAL AXES						
6	$c$	1	Trigonal trapezohedron <i>Twisted trigonal antiprism (f)</i>	$(hkl)$ $(\bar{k}h\bar{l})$	$(lkh)$ $(\bar{h}l\bar{k})$	$(klh)$ $(\bar{l}k\bar{h})$
			Ditrigonal prism <i>Truncated trigon through origin</i>	$(hk(\bar{h}+\bar{k}))$ $(\bar{k}h(h+k))$	$((\bar{h}+\bar{k})hk)$ $(\bar{h}(h+k)\bar{k})$	$(k(\bar{h}+\bar{k})h)$ $((h+k)\bar{k}h)$
			Trigonal dipyramid <i>Trigonal prism</i>	$(hk(2k-h))$ $(\bar{k}h(h-2k))$	$((2k-h)hk)$ $(\bar{h}(h-2k)\bar{k})$	$(k(2k-h)h)$ $((h-2k)\bar{k}h)$
			Rhombohedron <i>Trigonal antiprism</i>	$(hhl)$ $(\bar{h}h\bar{l})$	$(lhh)$ $(\bar{h}l\bar{h})$	$(hlh)$ $(\bar{l}h\bar{h})$
			Hexagonal prism <i>Hexagon through origin</i>	$(11\bar{2})$ $(\bar{1}\bar{1}2)$	$(\bar{2}11)$ $(\bar{1}2\bar{1})$	$(1\bar{2}1)$ $(2\bar{1}\bar{1})$
3	$b$	..2	Trigonal prism <i>Trigon through origin (d)</i>	$(01\bar{1})$ or $(0\bar{1}1)$	$(\bar{1}01)$ $(10\bar{1})$	$(1\bar{1}0)$ $(\bar{1}10)$
2	$a$	3.	Pinacoid or parallelohedron <i>Line segment through origin (c)</i>	$(111)$	$(\bar{1}\bar{1}\bar{1})$	
			Symmetry of special projections			
			Along $[111]$ $3m$	Along $[1\bar{1}0]$ 2	Along $[2\bar{1}\bar{1}]$ 1	



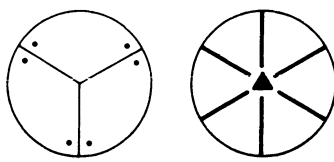
## 10.1. CRYSTALLOGRAPHIC AND NONCRYSTALLOGRAPHIC POINT GROUPS

 Table 10.1.2.2. *The 32 three-dimensional crystallographic point groups (cont.)*

TRIGONAL SYSTEM ( <i>cont.</i> )					
$3m1$ $C_{3v}$ HEXAGONAL AXES					
6	<i>c</i>	1	Ditrigonal pyramid <i>Truncated trigon (e)</i>  Ditrigonal prism <i>Truncated trigon through origin</i>  Hexagonal pyramid <i>Hexagon</i>  Hexagonal prism <i>Hexagon through origin</i>	$(hkl)$ $(ihkl)$ $(kihl)$ $(\bar{k}h\bar{l})$ $(\bar{h}i\bar{k}l)$ $(i\bar{k}h\bar{l})$  $(hki0)$ $(ihk0)$ $(kih0)$ $(\bar{k}h\bar{i}0)$ $(\bar{h}i\bar{k}0)$ $(i\bar{k}h0)$  $(hh2hl)$ $(\bar{2}hhhl)$ $(h2\bar{h}hl)$ $(\bar{h}h2hl)$ $(h2\bar{h}hl)$ $(2h\bar{h}hl)$  $(11\bar{2}0)$ $(\bar{2}110)$ $(1\bar{2}10)$ $(\bar{1}120)$ $(1\bar{2}10)$ $(2\bar{1}10)$	
3	<i>b</i>	<i>.m</i>	Trigonal pyramid <i>Trigon (d)</i>  Trigonal prism <i>Trigon through origin</i>	$(h0\bar{h}l)$ $(\bar{h}h0l)$ $(0\bar{h}hl)$  $(10\bar{1}0)$ $(\bar{1}100)$ $(0\bar{1}10)$ or $(\bar{1}010)$ $(1\bar{1}00)$ $(01\bar{1}0)$	
1	<i>a</i>	<i>3m</i>	Pedion or monohedron <i>Single point (a)</i>	$(0001)$ or $(000\bar{1})$	
Symmetry of special projections Along $[001]$ Along $[100]$ Along $[210]$ $3m$ 1 <i>m</i>					
$31m$ $C_{3v}$ HEXAGONAL AXES					
6	<i>c</i>	1	Ditrigonal pyramid <i>Truncated trigon (d)</i>  Ditrigonal prism <i>Truncated trigon through origin</i>  Hexagonal pyramid <i>Hexagon</i>  Hexagonal prism <i>Hexagon through origin</i>	$(hkl)$ $(ihkl)$ $(kihl)$ $(khl)$ $(hikl)$ $(ikh)$  $(hki0)$ $(ihk0)$ $(kih0)$ $(khi0)$ $(hik0)$ $(ikh0)$  $(h0\bar{h}l)$ $(\bar{h}h0l)$ $(0\bar{h}hl)$ $(0h\bar{h}l)$ $(h\bar{h}0l)$ $(h0hl)$  $(10\bar{1}0)$ $(\bar{1}100)$ $(0\bar{1}10)$ $(01\bar{1}0)$ $(1\bar{1}00)$ $(\bar{1}010)$	
3	<i>b</i>	<i>.m</i>	Trigonal pyramid <i>Trigon (c)</i>  Trigonal prism <i>Trigon through origin</i>	$(hh2\bar{h}l)$ $(\bar{2}hhhl)$ $(h2\bar{h}hl)$  $(11\bar{2}0)$ $(\bar{2}110)$ $(1\bar{2}10)$ or $(\bar{1}120)$ $(2\bar{1}10)$ $(\bar{1}2\bar{1}0)$	
1	<i>a</i>	<i>3m</i>	Pedion or monohedron <i>Single point (a)</i>	$(0001)$ or $(000\bar{1})$	
Symmetry of special projections Along $[001]$ Along $[100]$ Along $[210]$ $3m$ <i>m</i> 1					

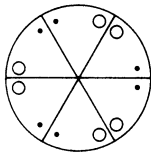
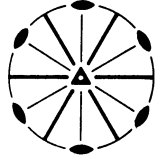
10. POINT GROUPS AND CRYSTAL CLASSES

Table 10.1.2.2. *The 32 three-dimensional crystallographic point groups (cont.)*

TRIGONAL SYSTEM ( <i>cont.</i> )				
$3m$	$C_{3v}$			
RHOMBOHEDRAL AXES				
6	$c$	1	Ditrigonal pyramid <i>Truncated trigon (c)</i>	$(hkl) (lhk) (klh)$ $(khl) (hlk) (lkh)$
			Ditrigonal prism <i>Truncated trigon through origin</i>	$(hk(\bar{h}+\bar{k})) ((\bar{h}+\bar{k})hk) (k(\bar{h}+\bar{k})h)$ $(kh(\bar{h}+\bar{k})) (h(\bar{h}+\bar{k})k) ((\bar{h}+\bar{k})kh)$
			Hexagonal pyramid <i>Hexagon</i>	$(hk(2k-h)) ((2k-h)hk) (k(2k-h)h)$ $(kh(2k-h)) (h(2k-h)k) ((2k-h)kh)$
			Hexagonal prism <i>Hexagon through origin</i>	$(01\bar{1}) (\bar{1}01) (\bar{1}\bar{1}0)$ $(10\bar{1}) (0\bar{1}1) (\bar{1}10)$
3	$b$	$.m$	Trigonal pyramid <i>Trigon (b)</i>	$(hhl) (lhh) (hlh)$
			Trigonal prism <i>Trigon through origin</i>	$(11\bar{2}) (\bar{2}11) (\bar{1}\bar{2}1)$ or $(\bar{1}\bar{1}2) (2\bar{1}\bar{1}) (\bar{1}2\bar{1})$
1	$a$	$3m$	Pedion or monohedron <i>Single point (a)</i>	$(111)$ or $(\bar{1}\bar{1}\bar{1})$
			Symmetry of special projections	
			Along $[111]$ Along $[1\bar{1}0]$ Along $[2\bar{1}\bar{1}]$	
			$3m$ 1 $m$	
<hr/>				
$\bar{3}m1$	$D_{3d}$			
$\bar{3}21$				
$m$				
HEXAGONAL AXES				
12	$d$	1	Ditrigonal scalenohedron or hexagonal scalenohedron <i>Trigonal antiprism sliced off by pinacoid (j)</i>	$(hki) (ihk) (kih)$ $(khi) (hik) (ikh)$ $(\bar{h}\bar{k}\bar{i}) (\bar{i}\bar{h}\bar{k}) (\bar{k}\bar{i}\bar{h})$ $(\bar{k}\bar{h}\bar{i}) (\bar{h}\bar{i}\bar{k}) (\bar{i}\bar{k}\bar{h})$
			Dihexagonal prism <i>Truncated hexagon through origin</i>	$(hki0) (ihk0) (kih0)$ $(khi0) (hik0) (ikh0)$ $(\bar{h}\bar{k}\bar{i}0) (\bar{i}\bar{h}\bar{k}0) (\bar{k}\bar{i}\bar{h}0)$ $(\bar{k}\bar{h}\bar{i}0) (\bar{h}\bar{i}\bar{k}0) (\bar{i}\bar{k}\bar{h}0)$
			Hexagonal dipyrmaid <i>Hexagonal prism</i>	$(h\bar{h}2hl) (\bar{2}h\bar{h}hl) (h2\bar{h}hl)$ $(hh\bar{2}hl) (\bar{h}2\bar{h}hl) (\bar{2}h\bar{h}hl)$ $(\bar{h}\bar{h}2hl) (2h\bar{h}hl) (\bar{h}2\bar{h}hl)$ $(\bar{h}\bar{h}2hl) (\bar{h}2\bar{h}hl) (2h\bar{h}hl)$
6	$c$	$.m$	Rhombohedron <i>Trigonal antiprism (i)</i>	$(h0hl) (\bar{h}h0l) (0\bar{h}hl)$ $(0hhl) (\bar{h}h0l) (\bar{h}0hl)$
			Hexagonal prism <i>Hexagon through origin</i>	$(10\bar{1}0) (\bar{1}100) (0\bar{1}10)$ $(01\bar{1}0) (\bar{1}\bar{1}00) (\bar{1}010)$
6	$b$	$.2.$	Hexagonal prism <i>Hexagon through origin (g)</i>	$(11\bar{2}0) (\bar{2}110) (\bar{1}\bar{2}10)$ $(\bar{1}\bar{1}20) (\bar{1}2\bar{1}0) (2\bar{1}\bar{1}0)$
2	$a$	$3m.$	Pinacoid or parallelohedron <i>Line segment through origin (c)</i>	$(0001) (000\bar{1})$
			Symmetry of special projections	
			Along $[001]$ Along $[100]$ Along $[210]$	
			$6mm$ 2 $2mm$	

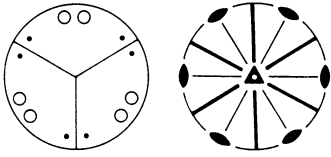
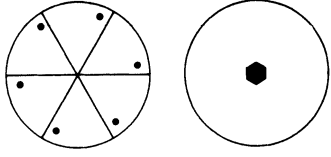
10.1. CRYSTALLOGRAPHIC AND NONCRYSTALLOGRAPHIC POINT GROUPS

Table 10.1.2.2. *The 32 three-dimensional crystallographic point groups (cont.)*

TRIGONAL SYSTEM ( <i>cont.</i> )						
$\bar{3}1m$	$D_{3d}$					
$\bar{3}1\frac{2}{m}$						
HEXAGONAL AXES						
12	<i>d</i>	1	Ditrigonal scalenohedron or hexagonal scalenohedron <i>Trigonal antiprism sliced off by pinacoid (l)</i>	$(hkl)$ $(\bar{k}h\bar{l})$ $(\bar{h}k\bar{l})$ $(khl)$	$(ihkl)$ $(\bar{h}ikl)$ $(\bar{i}hkl)$ $(hikl)$	$(kihl)$ $(\bar{i}khl)$ $(\bar{k}ihl)$ $(ikhil)$
			Dihexagonal prism <i>Truncated hexagon through origin</i>	$(hki0)$ $(\bar{k}h\bar{i}0)$ $(\bar{h}k\bar{i}0)$ $(khi0)$	$(ihk0)$ $(\bar{h}ik0)$ $(\bar{i}hk0)$ $(hik0)$	$(kih0)$ $(\bar{i}k\bar{h}0)$ $(\bar{k}ih0)$ $(ikh0)$
			Hexagonal dipyramid <i>Hexagonal prism</i>	$(h0\bar{h}l)$ $(0\bar{h}hl)$ $(h0hl)$ $(0hhl)$	$(\bar{h}h0l)$ $(\bar{h}h0\bar{l})$ $(h\bar{h}0l)$ $(h\bar{h}0\bar{l})$	$(0\bar{h}hl)$ $(h0\bar{h}l)$ $(0hhl)$ $(h0hl)$
6	<i>c</i>	<i>..m</i>	Rhombohedron <i>Trigonal antiprism (k)</i>	$(hh2\bar{h}l)$ $(\bar{h}h2hl)$	$(\bar{2}h\bar{h}hl)$ $(\bar{h}2hhl)$	$(h2\bar{h}hl)$ $(2h\bar{h}hl)$
			Hexagonal prism <i>Hexagon through origin</i>	$(11\bar{2}0)$ $(\bar{1}\bar{1}20)$	$(\bar{2}110)$ $(\bar{1}2\bar{1}0)$	$(1\bar{2}10)$ $(2\bar{1}\bar{1}0)$
6	<i>b</i>	<i>..2</i>	Hexagonal prism <i>Hexagon through origin (i)</i>	$(10\bar{1}0)$ $(\bar{1}010)$	$(\bar{1}100)$ $(1\bar{1}00)$	$(0\bar{1}10)$ $(01\bar{1}0)$
2	<i>a</i>	<i>3.m</i>	Pinacoid or parallelohedron <i>Line segment through origin (e)</i>	$(0001)$	$(000\bar{1})$	
			Symmetry of special projections			
			Along [001]	Along [100]	Along [210]	
			$6mm$	$2mm$	$2$	

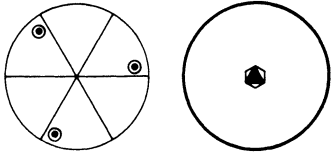
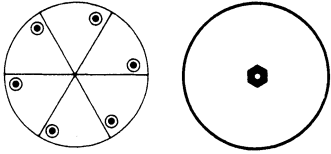
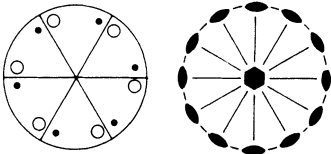
10. POINT GROUPS AND CRYSTAL CLASSES

Table 10.1.2.2. *The 32 three-dimensional crystallographic point groups (cont.)*

TRIGONAL SYSTEM ( <i>cont.</i> )					
$\bar{3}m$	$D_{3d}$				
$\bar{3} \frac{2}{m}$					
RHOMBOHEDRAL AXES					
12	<i>d</i>	1	Ditrigonal scalenohedron or hexagonal scalenohedron <i>Trigonal antiprism sliced off by pinacoid (i)</i>	$(hkl)$ $(lhk)$ $(klh)$ $(\bar{k}\bar{h}\bar{l})$ $(\bar{h}\bar{l}\bar{k})$ $(\bar{l}\bar{k}\bar{h})$ $(h\bar{k}\bar{l})$ $(\bar{l}h\bar{k})$ $(\bar{k}\bar{l}h)$ $(khl)$ $(h\bar{l}k)$ $(lkh)$	
			Dihexagonal prism <i>Truncated hexagon through origin</i>	$(hk(\bar{h}+\bar{k}))$ $((\bar{h}+\bar{k})hk)$ $(k(\bar{h}+\bar{k})h)$ $(\bar{k}\bar{h}(h+k))$ $(\bar{h}(h+k)\bar{k})$ $((h+k)\bar{k}\bar{h})$ $(\bar{h}\bar{k}(h+k))$ $((h+k)\bar{h}\bar{k})$ $(\bar{k}(h+k)\bar{h})$ $(kh(\bar{h}+\bar{k}))$ $(h(\bar{h}+\bar{k})k)$ $((\bar{h}+\bar{k})kh)$	
			Hexagonal dipyramid <i>Hexagonal prism</i>	$(hk(2k-h))$ $((2k-h)hk)$ $(k(2k-h)h)$ $(\bar{k}\bar{h}(h-2k))$ $(\bar{h}(h-2k)\bar{k})$ $((h-2k)\bar{k}\bar{h})$ $(\bar{h}\bar{k}(h-2k))$ $((h-2k)\bar{h}\bar{k})$ $(\bar{k}(h-2k)\bar{h})$ $(kh(2k-h))$ $(h(2k-h)k)$ $((2k-h)kh)$	
6	<i>c</i>	<i>.m</i>	Rhombohedron <i>Trigonal antiprism (h)</i>  Hexagonal prism <i>Hexagon through origin</i>	$(hhl)$ $(lhh)$ $(h\bar{l}h)$ $(\bar{h}\bar{h}\bar{l})$ $(\bar{h}\bar{l}\bar{h})$ $(\bar{l}\bar{h}\bar{h})$  $(11\bar{2})$ $(\bar{2}11)$ $(\bar{1}\bar{2}1)$ $(\bar{1}\bar{1}\bar{2})$ $(\bar{1}\bar{2}\bar{1})$ $(\bar{2}\bar{1}\bar{1})$	
6	<i>b</i>	<i>.2</i>	Hexagonal prism <i>Hexagon through origin (f)</i>	$(01\bar{1})$ $(\bar{1}01)$ $(1\bar{1}0)$ $(0\bar{1}1)$ $(10\bar{1})$ $(\bar{1}\bar{1}0)$	
2	<i>a</i>	<i>3m</i>	Pinacoid or parallelohedron <i>Line segment through origin (c)</i>  Symmetry of special projections Along $[111]$ $6mm$ Along $[\bar{1}\bar{1}0]$ $2$ Along $[2\bar{1}\bar{1}]$ $2mm$	$(111)$ $(\bar{1}\bar{1}\bar{1})$	
HEXAGONAL SYSTEM					
6	$C_6$				
6	<i>b</i>	1	Hexagonal pyramid <i>Hexagon (d)</i>  Hexagonal prism <i>Hexagon through origin</i>	$(hki\bar{l})$ $(ihkl)$ $(kihl)$ $(\bar{h}\bar{k}\bar{i}\bar{l})$ $(\bar{i}\bar{h}\bar{k}\bar{l})$ $(\bar{k}\bar{i}\bar{h}\bar{l})$  $(hki0)$ $(ihk0)$ $(kih0)$ $(\bar{h}\bar{k}\bar{i}0)$ $(\bar{i}\bar{h}\bar{k}0)$ $(\bar{k}\bar{i}\bar{h}0)$	
1	<i>a</i>	6..	Pedion or monohedron <i>Single point (a)</i>  Symmetry of special projections Along $[001]$ $6$ Along $[100]$ $m$ Along $[210]$ $m$	$(0001)$ or $(000\bar{1})$	

## 10.1. CRYSTALLOGRAPHIC AND NONCRYSTALLOGRAPHIC POINT GROUPS

Table 10.1.2.2. The 32 three-dimensional crystallographic point groups (cont.)

HEXAGONAL SYSTEM (cont.)						
$\bar{6}$	$C_{3h}$					
6	<i>c</i>	1	Trigonal dipyramid Trigonal prism ( <i>l</i> )		$(hkl)$ $(ihkl)$ $(kihl)$ $(h\bar{k}l)$ $(ih\bar{k}l)$ $(k\bar{i}hl)$	
3	<i>b</i>	<i>m.</i>	Trigonal prism Trigonal through origin ( <i>j</i> )		$(hki0)$ $(ihk0)$ $(kih0)$	
2	<i>a</i>	3..	Pinacoid or parallelohedron Line segment through origin ( <i>g</i> )		$(0001)$ $(000\bar{1})$	
Symmetry of special projections						
	Along $[001]$	Along $[100]$	Along $[210]$			
	3	<i>m</i>	<i>m</i>			
$6/m$	$C_{6h}$					
12	<i>c</i>	1	Hexagonal dipyramid Hexagonal prism ( <i>l</i> )		$(hkl)$ $(ihkl)$ $(kihl)$ $(h\bar{k}l)$ $(ih\bar{k}l)$ $(k\bar{i}hl)$ $(h\bar{k}\bar{l})$ $(ih\bar{k}\bar{l})$ $(k\bar{i}\bar{h}l)$ $(h\bar{k}l)$ $(ih\bar{k}l)$ $(k\bar{i}hl)$	
6	<i>b</i>	<i>m.</i>	Hexagonal prism Hexagonal through origin ( <i>j</i> )		$(hki0)$ $(ihk0)$ $(kih0)$ $(h\bar{k}i0)$ $(ih\bar{k}0)$ $(k\bar{i}h0)$	
2	<i>a</i>	6..	Pinacoid or parallelohedron Line segment through origin ( <i>e</i> )		$(0001)$ $(000\bar{1})$	
Symmetry of special projections						
	Along $[001]$	Along $[100]$	Along $[210]$			
	6	$2mm$	$2mm$			
$622$	$D_6$					
12	<i>d</i>	1	Hexagonal trapezohedron Twisted hexagonal antiprism ( <i>n</i> )  Dihexagonal prism Truncated hexagon through origin		$(hkl)$ $(ihkl)$ $(kihl)$ $(h\bar{k}l)$ $(ih\bar{k}l)$ $(k\bar{i}hl)$ $(kh\bar{l})$ $(hik\bar{l})$ $(k\bar{i}h\bar{l})$ $(h\bar{k}\bar{l})$ $(ih\bar{k}\bar{l})$ $(k\bar{i}h\bar{l})$ $(hki0)$ $(ihk0)$ $(kih0)$ $(h\bar{k}i0)$ $(ih\bar{k}0)$ $(k\bar{i}h0)$ $(khi0)$ $(hik0)$ $(ikh0)$ $(k\bar{h}i0)$ $(h\bar{i}k0)$ $(i\bar{k}h0)$	
			Hexagonal dipyramid Hexagonal prism		$(h0hl)$ $(h0hl)$ $(0\bar{h}hl)$ $(\bar{h}0hl)$ $(h\bar{h}0l)$ $(0hhl)$ $(0hhl)$ $(h\bar{h}0l)$ $(\bar{h}0hl)$ $(0\bar{h}hl)$ $(h\bar{h}0l)$ $(0hhl)$	
			Hexagonal dipyramid Hexagonal prism		$(hh2hl)$ $(2h\bar{h}hl)$ $(h\bar{h}2hl)$ $(\bar{h}h2hl)$ $(2h\bar{h}hl)$ $(h\bar{h}2hl)$ $(hh2hl)$ $(h2h\bar{h}l)$ $(2h\bar{h}hl)$ $(\bar{h}h2hl)$ $(h\bar{h}2hl)$ $(2h\bar{h}hl)$	
6	<i>c</i>	..2	Hexagonal prism Hexagonal through origin ( <i>l</i> )		$(10\bar{1}0)$ $(\bar{1}100)$ $(0\bar{1}10)$ $(\bar{1}010)$ $(1\bar{1}00)$ $(01\bar{1}0)$	
6	<i>b</i>	.2.	Hexagonal prism Hexagonal through origin ( <i>j</i> )		$(11\bar{2}0)$ $(\bar{2}110)$ $(1\bar{2}10)$ $(\bar{1}\bar{1}20)$ $(2\bar{1}10)$ $(\bar{1}2\bar{1}0)$	
2	<i>a</i>	6..	Pinacoid or parallelohedron Line segment through origin ( <i>e</i> )		$(0001)$ $(000\bar{1})$	
Symmetry of special projections						
	Along $[001]$	Along $[100]$	Along $[210]$			
	$6mm$	$2mm$	$2mm$			

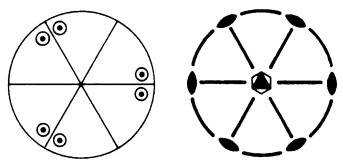
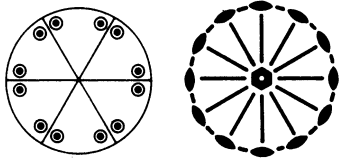
10. POINT GROUPS AND CRYSTAL CLASSES

Table 10.1.2.2. The 32 three-dimensional crystallographic point groups (cont.)

HEXAGONAL SYSTEM (cont.)									
$6mm$	$C_{6v}$								
12	$d$	1	Dihexagonal pyramid Truncated hexagon ( $f$ )	$(hki)$ $(khi)$	$(ihkl)$ $(hikl)$	$(kihl)$ $(ikh)$	$(\bar{h}\bar{k}\bar{l})$ $(\bar{k}\bar{h}\bar{l})$	$(\bar{i}\bar{h}\bar{k}\bar{l})$ $(\bar{h}\bar{i}\bar{k}\bar{l})$	$(\bar{k}\bar{i}\bar{h}\bar{l})$ $(\bar{i}\bar{k}\bar{h}\bar{l})$
			Dihexagonal prism Truncated hexagon through origin	$(hki0)$ $(khi0)$	$(ihk0)$ $(hik0)$	$(kih0)$ $(ikh0)$	$(\bar{h}\bar{k}\bar{i}0)$ $(\bar{k}\bar{h}\bar{i}0)$	$(\bar{i}\bar{h}\bar{k}0)$ $(\bar{h}\bar{i}\bar{k}0)$	$(\bar{k}\bar{i}\bar{h}0)$ $(\bar{i}\bar{k}\bar{h}0)$
6	$c$	$.m$	Hexagonal pyramid Hexagon ( $e$ )	$(h0\bar{h}l)$	$(\bar{h}h0l)$	$(0\bar{h}hl)$	$(\bar{h}0hl)$	$(h\bar{h}0l)$	$(0hhl)$
			Hexagonal prism Hexagon through origin	$(10\bar{1}0)$	$(\bar{1}100)$	$(0\bar{1}10)$	$(\bar{1}010)$	$(1\bar{1}00)$	$(01\bar{1}0)$
6	$b$	$.m$	Hexagonal pyramid Hexagon ( $d$ )	$(hh2\bar{h}l)$	$(\bar{2}hhhl)$	$(h2\bar{h}hl)$	$(\bar{h}\bar{h}2hl)$	$(2h\bar{h}hl)$	$(\bar{h}2hhl)$
			Hexagonal prism Hexagon through origin	$(11\bar{2}0)$	$(\bar{2}110)$	$(1\bar{2}10)$	$(\bar{1}\bar{1}20)$	$(2\bar{1}\bar{1}0)$	$(\bar{1}2\bar{1}0)$
1	$a$	$6mm$	Pedion or monohedron Single point ( $a$ )	$(0001)$ or $(000\bar{1})$					
			Symmetry of special projections						
			Along $[001]$	Along $[100]$	Along $[210]$				
			$6mm$	$m$	$m$				
$\bar{6}m2$	$D_{3h}$								
12	$e$	1	Ditrigonal dipyramid Edge-truncated trigonal prism ( $o$ )	$(hki)$ $(khi)$ $(\bar{h}\bar{k}\bar{l})$ $(\bar{k}\bar{h}\bar{l})$	$(ihkl)$ $(hikl)$ $(\bar{h}\bar{i}\bar{k}\bar{l})$ $(\bar{h}\bar{i}\bar{k}\bar{l})$	$(kihl)$ $(ikh)$ $(\bar{i}\bar{k}\bar{h}\bar{l})$ $(\bar{i}\bar{k}\bar{h}\bar{l})$			
			Hexagonal dipyramid Hexagonal prism	$(hh2\bar{h}l)$ $(hh2hl)$ $(\bar{h}\bar{h}2hl)$ $(\bar{h}\bar{h}2hl)$	$(\bar{2}hhhl)$ $(2hhhl)$ $(\bar{h}2hhl)$ $(h2hhl)$	$(h2\bar{h}hl)$ $(h2hh\bar{l})$ $(2h\bar{h}hl)$ $(2h\bar{h}hl)$			
6	$d$	$m..$	Ditrigonal prism Truncated trigon through origin ( $l$ )	$(hki0)$ $(\bar{k}\bar{h}\bar{i}0)$	$(ihk0)$ $(\bar{h}\bar{i}\bar{k}0)$	$(kih0)$ $(\bar{i}\bar{k}\bar{h}0)$			
			Hexagonal prism Hexagon through origin	$(11\bar{2}0)$ $(\bar{1}\bar{1}20)$	$(\bar{2}110)$ $(1\bar{2}10)$	$(1\bar{2}10)$ $(2\bar{1}\bar{1}0)$			
6	$c$	$.m$	Trigonal dipyramid Trigonal prism ( $n$ )	$(h0\bar{h}l)$ $(h0hl)$	$(\bar{h}h0l)$ $(\bar{h}h0\bar{l})$	$(0\bar{h}hl)$ $(0hhl)$			
3	$b$	$mm2$	Trigonal prism Trigon through origin ( $j$ )	$(10\bar{1}0)$ or $(\bar{1}010)$	$(\bar{1}100)$ $(1\bar{1}00)$	$(0\bar{1}10)$ $(01\bar{1}0)$			
2	$a$	$3m$	Pinacoid or parallelohedron Line segment through origin ( $g$ )	$(0001)$ or $(000\bar{1})$					
			Symmetry of special projections						
			Along $[001]$	Along $[100]$	Along $[210]$				
			$3m$	$m$	$2mm$				

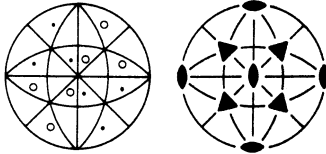
## 10.1. CRYSTALLOGRAPHIC AND NONCRYSTALLOGRAPHIC POINT GROUPS

Table 10.1.2.2. The 32 three-dimensional crystallographic point groups (cont.)

HEXAGONAL SYSTEM (cont.)						
$\bar{6}2m$	$D_{3h}$					
12	$e$	1	Ditrigonal dipyramid Edge-truncated trigonal prism (l)	$(hkl)$ $(ihkl)$ $(kihl)$ $(h\bar{k}l)$ $(i\bar{h}kl)$ $(k\bar{i}hl)$ $(kh\bar{l})$ $(hik\bar{l})$ $(ikh\bar{l})$ $(k\bar{h}l)$ $(\bar{h}ikl)$ $(i\bar{k}hl)$		
			Hexagonal dipyramid Hexagonal prism	$(h0\bar{h}l)$ $(\bar{h}h0l)$ $(0\bar{h}hl)$ $(h0\bar{h}l)$ $(\bar{h}h0l)$ $(0\bar{h}hl)$ $(0h\bar{h}l)$ $(h\bar{h}0l)$ $(h0\bar{h}l)$ $(0h\bar{h}l)$ $(\bar{h}h0l)$ $(\bar{h}0hl)$		
6	$d$	$m..$	Ditrigonal prism Truncated trigon through origin (j)	$(hki0)$ $(ihk0)$ $(kih0)$ $(khi0)$ $(hik0)$ $(ikh0)$		
			Hexagonal prism Hexagon through origin	$(10\bar{1}0)$ $(\bar{1}100)$ $(0\bar{1}10)$ $(01\bar{1}0)$ $(1\bar{1}00)$ $(1010)$		
6	$c$	$..m$	Trigonal dipyramid Trigonal prism (i)	$(hh\bar{2}hl)$ $(\bar{2}hhhl)$ $(h\bar{2}hhl)$ $(hh\bar{2}hl)$ $(\bar{2}hhhl)$ $(h\bar{2}hhl)$		
3	$b$	$m2m$	Trigonal prism Trigon through origin (f)	$(11\bar{2}0)$ $(\bar{2}110)$ $(1\bar{2}10)$ or $(\bar{1}\bar{1}20)$ $(2\bar{1}\bar{1}0)$ $(\bar{1}2\bar{1}0)$		
2	$a$	$3.m$	Pinacoid or parallelohedron Line segment through origin (e)	$(0001)$ $(000\bar{1})$		
			Symmetry of special projections Along $[001]$ $3m$ Along $[100]$ $2mm$ Along $[210]$ $m$			
$6/mmm$	$D_{6h}$					
$\frac{6}{m} \frac{2}{m} \frac{2}{m}$						
24	$g$	1	Dihexagonal dipyramid Edge-truncated hexagonal prism (r)	$(hkl)$ $(ihkl)$ $(kihl)$ $(\bar{h}\bar{k}\bar{l})$ $(\bar{i}\bar{h}\bar{k}l)$ $(\bar{k}\bar{i}\bar{h}l)$ $(kh\bar{l})$ $(hik\bar{l})$ $(ikh\bar{l})$ $(k\bar{h}\bar{l})$ $(\bar{h}\bar{i}\bar{k}l)$ $(\bar{i}\bar{k}\bar{h}l)$ $(\bar{h}\bar{k}\bar{l})$ $(\bar{i}\bar{h}\bar{k}l)$ $(\bar{k}\bar{i}\bar{h}l)$ $(h\bar{k}l)$ $(ihkl)$ $(kihl)$ $(\bar{k}\bar{h}\bar{l})$ $(\bar{h}\bar{i}\bar{k}l)$ $(\bar{i}\bar{k}\bar{h}l)$ $(khl)$ $(hikl)$ $(ikh\bar{l})$		
12	$f$	$m..$	Dihexagonal prism Truncated hexagon through origin (p)	$(hki0)$ $(ihk0)$ $(kih0)$ $(\bar{h}\bar{k}\bar{i}0)$ $(\bar{i}\bar{h}\bar{k}0)$ $(\bar{k}\bar{i}\bar{h}0)$ $(khi0)$ $(hik0)$ $(ikh0)$ $(\bar{k}\bar{h}\bar{i}0)$ $(\bar{h}\bar{i}\bar{k}0)$ $(\bar{i}\bar{k}\bar{h}0)$		
12	$e$	$.m.$	Hexagonal dipyramid Hexagonal prism (o)	$(h0\bar{h}l)$ $(\bar{h}h0l)$ $(0\bar{h}hl)$ $(\bar{h}0hl)$ $(h\bar{h}0l)$ $(0h\bar{h}l)$ $(0h\bar{h}l)$ $(h\bar{h}0l)$ $(\bar{h}0hl)$ $(0\bar{h}hl)$ $(h\bar{h}0l)$ $(h0\bar{h}l)$		
12	$d$	$..m$	Hexagonal dipyramid Hexagonal prism (n)	$(hh\bar{2}hl)$ $(\bar{2}hhhl)$ $(h\bar{2}hhl)$ $(\bar{h}\bar{h}2hl)$ $(2h\bar{h}hl)$ $(\bar{h}2hhl)$ $(hh\bar{2}hl)$ $(h\bar{2}hhl)$ $(\bar{2}hhhl)$ $(\bar{h}\bar{h}2hl)$ $(h\bar{2}hhl)$ $(2h\bar{h}hl)$		
6	$c$	$mm2$	Hexagonal prism Hexagon through origin (l)	$(10\bar{1}0)$ $(\bar{1}100)$ $(0\bar{1}10)$ $(\bar{1}010)$ $(1\bar{1}00)$ $(01\bar{1}0)$		
6	$b$	$m2m$	Hexagonal prism Hexagon through origin (j)	$(11\bar{2}0)$ $(\bar{2}110)$ $(1\bar{2}10)$ $(\bar{1}\bar{1}20)$ $(2\bar{1}\bar{1}0)$ $(\bar{1}2\bar{1}0)$		
2	$a$	$6mm$	Pinacoid or parallelohedron Line segment through origin (e)	$(0001)$ $(000\bar{1})$		
			Symmetry of special projections Along $[001]$ $6mm$ Along $[100]$ $2mm$ Along $[210]$ $2mm$			

10. POINT GROUPS AND CRYSTAL CLASSES

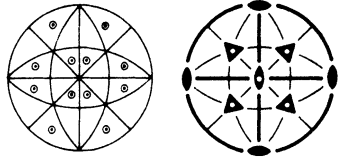
Table 10.1.2.2. *The 32 three-dimensional crystallographic point groups (cont.)*

CUBIC SYSTEM						
23	<i>T</i>					
12	<i>c</i>	1	Pentagon-tritetrahedron or tetartoid or tetrahedral pentagon-dodecahedron <i>Snub tetrahedron</i> (= <i>pentagon-tritetrahedron</i> + <i>two tetrahedra</i> ) ( <i>j</i> )	$(hkl)$ $(\bar{h}\bar{k}l)$ $(\bar{h}k\bar{l})$ $(h\bar{k}\bar{l})$ $(lhk)$ $(l\bar{h}\bar{k})$ $(l\bar{h}k)$ $(l\bar{h}\bar{k})$ $(klh)$ $(\bar{k}\bar{l}h)$ $(k\bar{l}h)$ $(\bar{k}l\bar{h})$		
			$\left\{ \begin{array}{l} \text{Trigon-tritetrahedron} \\ \text{or tristetrahedron (for }  h  <  l ) \\ \text{Tetrahedron truncated by tetrahedron} \\ \text{(for }  x  <  z ) \end{array} \right\}$	$(hhl)$ $(\bar{h}\bar{h}l)$ $(\bar{h}h\bar{l})$ $(h\bar{h}\bar{l})$ $(lhh)$ $(l\bar{h}\bar{h})$ $(l\bar{h}h)$ $(l\bar{h}\bar{h})$ $(hll)$ $(\bar{h}l\bar{h})$ $(hll)$ $(\bar{h}l\bar{h})$		
			$\left\{ \begin{array}{l} \text{Tetragon-tritetrahedron or deltohedron} \\ \text{or delto-dodecahedron (for }  h  >  l ) \\ \text{Cube \& two tetrahedra (for }  x  >  z ) \end{array} \right\}$			
			Pentagon-dodecahedron or dihexahedron or pyritohedron <i>Irregular icosahedron</i> (= <i>pentagon-dodecahedron</i> + <i>octahedron</i> )	$(0kl)$ $(0\bar{k}l)$ $(0k\bar{l})$ $(0\bar{k}\bar{l})$ $(l0k)$ $(l0\bar{k})$ $(l0k)$ $(l0\bar{k})$ $(k\bar{l}0)$ $(\bar{k}l0)$ $(k\bar{l}0)$ $(\bar{k}l0)$		
			Rhomb-dodecahedron <i>Cuboctahedron</i>	$(011)$ $(0\bar{1}1)$ $(01\bar{1})$ $(0\bar{1}\bar{1})$ $(101)$ $(10\bar{1})$ $(101)$ $(10\bar{1})$ $(110)$ $(\bar{1}10)$ $(1\bar{1}0)$ $(\bar{1}\bar{1}0)$		
6	<i>b</i>	2..	Cube or hexahedron <i>Octahedron</i> ( <i>f</i> )	$(100)$ $(\bar{1}00)$ $(010)$ $(0\bar{1}0)$ $(001)$ $(00\bar{1})$		
4	<i>a</i>	.3.	Tetrahedron <i>Tetrahedron</i> ( <i>e</i> )	$(111)$ $(\bar{1}\bar{1}1)$ $(\bar{1}1\bar{1})$ $(1\bar{1}\bar{1})$ or $(\bar{1}\bar{1}\bar{1})$ $(111)$ $(1\bar{1}\bar{1})$ $(\bar{1}\bar{1}1)$		
			Symmetry of special projections Along $[001]$ Along $[111]$ Along $[110]$ $2mm$ 3 <i>m</i>			



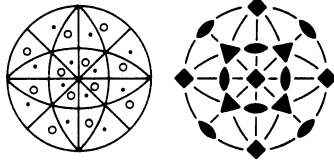
10.1. CRYSTALLOGRAPHIC AND NONCRYSTALLOGRAPHIC POINT GROUPS

Table 10.1.2.2. *The 32 three-dimensional crystallographic point groups (cont.)*

CUBIC SYSTEM ( <i>cont.</i> )					
$m\bar{3}$	$T_h$				
$\frac{2}{m}\bar{3}$					
24	$d$	1	Didodecahedron or diploid or dyakisdodecahedron Cube & octahedron & pentagon-dodecahedron ( $l$ )	$(hkl)$ $(\bar{h}\bar{k}l)$ $(\bar{h}k\bar{l})$ $(h\bar{k}\bar{l})$ $(lhk)$ $(l\bar{h}\bar{k})$ $(l\bar{h}k)$ $(l\bar{h}\bar{k})$ $(klh)$ $(\bar{k}\bar{l}h)$ $(\bar{k}l\bar{h})$ $(k\bar{l}\bar{h})$  $(\bar{h}\bar{k}l)$ $(h\bar{k}\bar{l})$ $(\bar{h}k\bar{l})$ $(h\bar{k}l)$ $(l\bar{h}k)$ $(l\bar{h}\bar{k})$ $(l\bar{h}k)$ $(l\bar{h}\bar{k})$ $(\bar{k}l\bar{h})$ $(k\bar{l}h)$ $(\bar{k}l\bar{h})$ $(k\bar{l}h)$	
			{ Tetragon-trioctahedron or trapezohedron or deltoid-icositetrahedron (for $ h  <  l $ ) Cube & octahedron & rhomb- dodecahedron (for $ x  <  z $ )  Trigon-trioctahedron or trisoctahedron (for $ h  >  l $ ) Cube truncated by octahedron (for $ x  >  z $ )	$(hhl)$ $(\bar{h}\bar{h}l)$ $(\bar{h}h\bar{l})$ $(h\bar{h}\bar{l})$ $(lhh)$ $(l\bar{h}\bar{h})$ $(l\bar{h}h)$ $(l\bar{h}\bar{h})$ $(hll)$ $(\bar{h}\bar{l}l)$ $(\bar{h}l\bar{l})$ $(h\bar{l}\bar{l})$  $(\bar{h}\bar{h}l)$ $(h\bar{h}\bar{l})$ $(\bar{h}h\bar{l})$ $(h\bar{h}l)$ $(l\bar{h}h)$ $(l\bar{h}\bar{h})$ $(l\bar{h}h)$ $(l\bar{h}\bar{h})$ $(\bar{h}l\bar{l})$ $(h\bar{l}l)$ $(\bar{h}l\bar{l})$ $(h\bar{l}\bar{l})$	
12	$c$	$m..$	Pentagon-dodecahedron or dihexahedron or pyritohedron Irregular icosahedron (= pentagon-dodecahedron + octahedron) ( $j$ )  Rhomb-dodecahedron Cuboctahedron	$(0kl)$ $(0\bar{k}l)$ $(0k\bar{l})$ $(0\bar{k}\bar{l})$ $(l0k)$ $(l0\bar{k})$ $(l0k)$ $(l0\bar{k})$ $(k\bar{l}0)$ $(\bar{k}l0)$ $(k\bar{l}0)$ $(\bar{k}l0)$  $(011)$ $(0\bar{1}\bar{1})$ $(01\bar{1})$ $(0\bar{1}1)$ $(101)$ $(10\bar{1})$ $(101)$ $(10\bar{1})$ $(110)$ $(110)$ $(110)$ $(110)$	
8	$b$	.3.	Octahedron Cube ( $i$ )	$(111)$ $(\bar{1}\bar{1}1)$ $(\bar{1}1\bar{1})$ $(1\bar{1}\bar{1})$ $(\bar{1}\bar{1}\bar{1})$ $(111)$ $(\bar{1}\bar{1}1)$ $(1\bar{1}\bar{1})$	
6	$a$	$2mm..$	Cube or hexahedron Octahedron ( $e$ )	$(100)$ $(\bar{1}00)$ $(010)$ $(0\bar{1}0)$ $(001)$ $(00\bar{1})$	
			Symmetry of special projections Along $[001]$ Along $[111]$ Along $[110]$ $2mm$ 6 $2mm$		

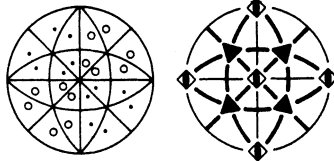
10. POINT GROUPS AND CRYSTAL CLASSES

Table 10.1.2.2. *The 32 three-dimensional crystallographic point groups (cont.)*

CUBIC SYSTEM ( <i>cont.</i> )					
432	<i>O</i>				
24	<i>d</i>	1	Pentagon-trioctahedron or gyroid or pentagon-icositetrahedron <i>Snub cube</i> (= <i>cube</i> + <i>octahedron</i> + <i>pentagon-                      trioctahedron</i> ) ( <i>k</i> )	$(hkl)$ $(\bar{h}\bar{k}l)$ $(\bar{h}k\bar{l})$ $(h\bar{k}\bar{l})$ $(kh\bar{l})$ $(\bar{k}\bar{h}l)$ $(k\bar{h}l)$ $(\bar{k}hl)$ $(lhk)$ $(l\bar{h}\bar{k})$ $(l\bar{h}k)$ $(l\bar{h}\bar{k})$ $(lkh)$ $(l\bar{k}\bar{h})$ $(lk\bar{h})$ $(l\bar{k}h)$ $(klh)$ $(\bar{k}l\bar{h})$ $(k\bar{l}h)$ $(k\bar{l}\bar{h})$ $(h\bar{l}k)$ $(\bar{h}l\bar{k})$ $(h\bar{l}k)$ $(h\bar{l}\bar{k})$	
			{ Tetragon-trioctahedron or trapezohedron or deltoid-icositetrahedron (for $ h  <  l $ ) <i>Cube</i> & <i>octahedron</i> & <i>rhomb-dodecahedron</i> (for $ x  <  z $ )	$(hhl)$ $(\bar{h}\bar{h}l)$ $(\bar{h}h\bar{l})$ $(h\bar{h}\bar{l})$ $(hh\bar{l})$ $(\bar{h}\bar{h}l)$ $(h\bar{h}l)$ $(\bar{h}hl)$ $(lhh)$ $(l\bar{h}\bar{h})$ $(l\bar{h}h)$ $(l\bar{h}\bar{h})$ $(lhh)$ $(l\bar{h}\bar{h})$ $(lh\bar{h})$ $(l\bar{h}h)$ $(hlh)$ $(\bar{h}l\bar{h})$ $(h\bar{l}h)$ $(h\bar{l}\bar{h})$ $(h\bar{l}h)$ $(\bar{h}l\bar{h})$ $(h\bar{l}h)$ $(h\bar{l}\bar{h})$	
			Trigon-trioctahedron or trisoctahedron (for $ h  >  l $ ) <i>Cube truncated by octahedron</i> (for $ x  >  z $ )		
			Tetrahexahedron or tetrakisshexahedron <i>Octahedron truncated by cube</i>	$(0kl)$ $(0\bar{k}l)$ $(0k\bar{l})$ $(0\bar{k}\bar{l})$ $(k0\bar{l})$ $(\bar{k}0\bar{l})$ $(k0l)$ $(\bar{k}0l)$ $(l0k)$ $(l0\bar{k})$ $(l0k)$ $(l0\bar{k})$ $(\bar{l}k0)$ $(\bar{l}\bar{k}0)$ $(lk0)$ $(l\bar{k}0)$ $(k\bar{l}0)$ $(\bar{k}l0)$ $(k\bar{l}0)$ $(\bar{k}l0)$ $(0\bar{l}k)$ $(0l\bar{k})$ $(0lk)$ $(0l\bar{k})$	
12	<i>c</i>	..2	Rhomb-dodecahedron <i>Cuboctahedron</i> ( <i>i</i> )	$(011)$ $(0\bar{1}\bar{1})$ $(01\bar{1})$ $(0\bar{1}\bar{1})$ $(101)$ $(10\bar{1})$ $(\bar{1}01)$ $(\bar{1}0\bar{1})$ $(110)$ $(\bar{1}\bar{1}0)$ $(1\bar{1}0)$ $(\bar{1}\bar{1}0)$	
8	<i>b</i>	.3.	Octahedron <i>Cube</i> ( <i>g</i> )	$(111)$ $(\bar{1}\bar{1}\bar{1})$ $(\bar{1}\bar{1}\bar{1})$ $(1\bar{1}\bar{1})$ $(\bar{1}\bar{1}\bar{1})$ $(11\bar{1})$ $(\bar{1}\bar{1}\bar{1})$ $(1\bar{1}\bar{1})$	
6	<i>a</i>	4..	Cube or hexahedron <i>Octahedron</i> ( <i>e</i> )	$(100)$ $(\bar{1}00)$ $(010)$ $(0\bar{1}0)$ $(001)$ $(00\bar{1})$	
Symmetry of special projections					
			Along $[001]$	Along $[111]$	Along $[110]$
			$4mm$	$3m$	$2mm$

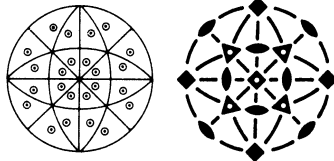
10.1. CRYSTALLOGRAPHIC AND NONCRYSTALLOGRAPHIC POINT GROUPS

Table 10.1.2.2. *The 32 three-dimensional crystallographic point groups (cont.)*

CUBIC SYSTEM ( <i>cont.</i> )							
$\bar{4}3m$	$T_d$						
24	$d$	1	Hexatetrahedron or hexakistetrahedron <i>Cube truncated by                      two tetrahedra (j)</i>  Tetrahexahedron or tetrakisshexahedron <i>Octahedron truncated by cube</i>	$(hkl)$ $(\bar{h}\bar{k}l)$ $(\bar{h}k\bar{l})$ $(h\bar{k}\bar{l})$ $(lhk)$ $(\bar{l}\bar{h}\bar{k})$ $(\bar{l}hk)$ $(l\bar{h}k)$ $(klh)$ $(\bar{k}\bar{l}h)$ $(\bar{k}lh)$ $(k\bar{l}h)$	$(khl)$ $(\bar{k}\bar{h}l)$ $(k\bar{h}\bar{l})$ $(\bar{k}h\bar{l})$ $(lkh)$ $(\bar{l}\bar{k}h)$ $(\bar{l}k\bar{h})$ $(lk\bar{h})$ $(hlk)$ $(\bar{h}\bar{l}k)$ $(h\bar{l}k)$ $(\bar{h}lk)$		
12	$c$	$.m$	{ Trigon-tritetrahedron or tristetrahedron (for $ h  <  l $ ) <i>Tetrahedron truncated                      by tetrahedron (i)</i> (for $ x  <  z $ )  Tetragon-tritetrahedron or deltohedron or delto-dodecahedron (for $ h  >  l $ ) <i>Cube &amp; two tetrahedra (i)</i> (for $ x  >  z $ )                 }	$(hhl)$ $(\bar{h}\bar{h}l)$ $(\bar{h}h\bar{l})$ $(h\bar{h}\bar{l})$ $(lhh)$ $(\bar{l}\bar{h}h)$ $(\bar{l}hh)$ $(lh\bar{h})$ $(hll)$ $(\bar{h}\bar{l}h)$ $(\bar{h}ll)$ $(hl\bar{h})$			
			Rhomb-dodecahedron <i>Cuboctahedron</i>	$(110)$ $(\bar{1}\bar{1}0)$ $(\bar{1}10)$ $(1\bar{1}0)$ $(011)$ $(0\bar{1}\bar{1})$ $(0\bar{1}1)$ $(01\bar{1})$ $(101)$ $(\bar{1}0\bar{1})$ $(10\bar{1})$ $(\bar{1}01)$			
6	$b$	$2.mm$	Cube or hexahedron <i>Octahedron (f)</i>	$(100)$ $(\bar{1}00)$ $(010)$ $(0\bar{1}0)$ $(001)$ $(00\bar{1})$			
4	$a$	$.3m$	Tetrahedron <i>Tetrahedron (e)</i>	$(111)$ $(\bar{1}\bar{1}\bar{1})$ $(\bar{1}\bar{1}1)$ $(1\bar{1}\bar{1})$ or $(\bar{1}\bar{1}\bar{1})$ $(1\bar{1}\bar{1})$ $(\bar{1}\bar{1}1)$ $(1\bar{1}\bar{1})$			
			Symmetry of special projections Along $[001]$ Along $[111]$ Along $[110]$ $4mm$ $3m$ $m$				

10. POINT GROUPS AND CRYSTAL CLASSES

Table 10.1.2.2. *The 32 three-dimensional crystallographic point groups (cont.)*

CUBIC SYSTEM (cont.)									
	$m\bar{3}m$	$O_h$							
	$\frac{4}{m}\frac{2}{3}\frac{2}{m}$								
									
48	$f$	$l$	Hexaoctahedron or hexakisoctahedron <i>Cube truncated by octahedron and by rhombododecahedron (n)</i>		$(hkl)$ $(\bar{h}kl)$ $(h\bar{k}l)$ $(\bar{h}\bar{k}l)$ $(kh\bar{l})$ $(\bar{k}h\bar{l})$ $(k\bar{h}l)$ $(\bar{k}\bar{h}l)$ $(lhk)$ $(\bar{l}hk)$ $(l\bar{h}k)$ $(\bar{l}\bar{h}k)$ $(\bar{l}k\bar{h})$ $(\bar{l}k\bar{h})$ $(l\bar{k}h)$ $(\bar{l}\bar{k}h)$ $(klh)$ $(\bar{k}lh)$ $(k\bar{l}h)$ $(\bar{k}\bar{l}h)$ $(\bar{h}lk)$ $(\bar{h}lk)$ $(\bar{h}lk)$ $(\bar{h}lk)$ $(\bar{h}kl)$ $(hkl)$ $(hkl)$ $(hkl)$ $(\bar{k}hl)$ $(khl)$ $(\bar{k}hl)$ $(khl)$ $(\bar{l}hk)$ $(\bar{l}hk)$ $(\bar{l}hk)$ $(\bar{l}hk)$ $(\bar{l}k\bar{h})$ $(lkh)$ $(\bar{l}k\bar{h})$ $(\bar{l}k\bar{h})$ $(\bar{k}lh)$ $(klh)$ $(\bar{k}lh)$ $(klh)$ $(\bar{h}lk)$ $(h\bar{l}k)$ $(\bar{h}lk)$ $(\bar{h}lk)$				
24	$e$	$..m$	Tetragon-trioctahedron or trapezohedron or deltoid-icositetrahedron (for $ h  <  l $ ) <i>Cube &amp; octahedron &amp; rhombododecahedron (m)</i> (for $ x  <  z $ ) Trigon-trioctahedron or trisoctahedron (for $ h  >  l $ ) <i>Cube truncated by octahedron (m)</i> (for $ x  >  z $ )		$(hhl)$ $(\bar{h}hl)$ $(\bar{h}hl)$ $(hhl)$ $(hhl)$ $(\bar{h}hl)$ $(hhl)$ $(\bar{h}hl)$ $(lhh)$ $(\bar{l}hh)$ $(\bar{l}hh)$ $(lhh)$ $(lhh)$ $(\bar{l}hh)$ $(lhh)$ $(\bar{l}hh)$ $(hlh)$ $(\bar{h}lh)$ $(\bar{h}lh)$ $(hlh)$ $(hlh)$ $(\bar{h}lh)$ $(hlh)$ $(\bar{h}lh)$				
24	$d$	$m..$	Tetrahexahedron or tetrakisohedron <i>Octahedron truncated by cube (k)</i>		$(0kl)$ $(0\bar{k}l)$ $(0k\bar{l})$ $(0\bar{k}\bar{l})$ $(k0\bar{l})$ $(\bar{k}0\bar{l})$ $(k0l)$ $(\bar{k}0l)$ $(l0k)$ $(\bar{l}0k)$ $(\bar{l}0k)$ $(l0\bar{k})$ $(\bar{l}k0)$ $(\bar{l}k0)$ $(lk0)$ $(\bar{l}k0)$ $(k\bar{l}0)$ $(\bar{k}l0)$ $(k\bar{l}0)$ $(\bar{k}l0)$ $(0\bar{l}k)$ $(0\bar{l}k)$ $(0lk)$ $(0lk)$				
12	$c$	$m.m2$	Rhomb-dodecahedron <i>Cuboctahedron (i)</i>		$(011)$ $(0\bar{1}1)$ $(01\bar{1})$ $(0\bar{1}\bar{1})$ $(101)$ $(\bar{1}01)$ $(10\bar{1})$ $(\bar{1}0\bar{1})$ $(110)$ $(\bar{1}10)$ $(11\bar{0})$ $(\bar{1}1\bar{0})$				
8	$b$	$.3m$	Octahedron <i>Cube (g)</i>		$(111)$ $(\bar{1}\bar{1}1)$ $(\bar{1}1\bar{1})$ $(1\bar{1}\bar{1})$ $(11\bar{1})$ $(\bar{1}\bar{1}\bar{1})$ $(1\bar{1}1)$ $(\bar{1}11)$				
6	$a$	$4m.m$	Cube or hexahedron <i>Octahedron (e)</i>		$(100)$ $(\bar{1}00)$ $(010)$ $(0\bar{1}0)$ $(001)$ $(00\bar{1})$				
			Symmetry of special projections						
			Along $[001]$	Along $[111]$	Along $[110]$				
			$4mm$	$6mm$	$2mm$				

## 10.1. CRYSTALLOGRAPHIC AND NONCRYSTALLOGRAPHIC POINT GROUPS

 Table 10.1.2.3. *The 47 crystallographic face and point forms, their names, eigensymmetries, and their occurrence in the crystallographic point groups (generating point groups)*

The oriented face (site) symmetries of the forms are given in parentheses after the Hermann–Mauguin symbol (column 6); a symbol such as  $mm2(.m., m..)$  indicates that the form occurs in point group  $mm2$  twice, with face (site) symmetries  $.m.$  and  $m..$ . Basic (general and special) forms are printed in bold face, limiting (general and special) forms in normal type. The various settings of point groups  $32$ ,  $3m$ ,  $\bar{3}m$ ,  $\bar{4}2m$  and  $6m2$  are connected by braces.

No.	Crystal form	Point form	Number of faces or points	Eigensymmetry	Generating point groups with oriented face (site) symmetries between parentheses
1	Pedion or monohedron	Single point	1	$\infty m$	<b>1(1); 2(2); <math>m(m)</math>; 3(3); 4(4); 6(6); <math>mm2(mm2)</math>; <math>4mm(4mm)</math>; <math>3m(3m)</math>; <math>6mm(6mm)</math></b>
2	Pinacoid or parallelohedron	Line segment through origin	2	$\frac{\infty}{m}m$	$\bar{1}(1)$ ; $2(1)$ ; $m(1)$ ; $\frac{2}{m}(2.m)$ ; <b>222(2... .2.. .2)</b> ; $mm2(.m., m..)$ ; $mmm(2mm, m2m, mm2)$ ; $\bar{4}(2..)$ ; $\frac{4}{m}(4..)$ ; $422(4..)$ ; $\left\{ \begin{array}{l} \bar{4}2m(2.mm) \\ \bar{4}m2(2mm.) \end{array} \right.$ ; $\frac{4}{m}mm(4mm)$ ; $\bar{3}(3..)$ ; $\left\{ \begin{array}{l} 321(3..) \\ 312(3..) \\ 32(3.) \end{array} \right.$ ; $\left\{ \begin{array}{l} \bar{3}m1(3m.) \\ \bar{3}1m(3.m) \\ \bar{3}m1(3m) \end{array} \right.$ ; $\bar{6}(3..)$ ; $\frac{6}{m}(6..)$ ; <b>622(6..)</b> ; $\left\{ \begin{array}{l} \bar{6}m2(3m.) \\ \bar{6}2m(3.m) \end{array} \right.$ ; $\frac{6}{m}mm(6mm)$
3	Sphenoid, dome, or dihedron	Line segment	2	$mm2$	<b>2(1); <math>m(1)</math>; <math>mm2(.m., m..)</math></b>
4	Rhombic disphenoid or rhombic tetrahedron	Rhombic tetrahedron	4	222	<b>222(1)</b>
5	Rhombic pyramid	Rectangle	4	$mm2$	<b><math>mm2(1)</math></b>
6	Rhombic prism	Rectangle through origin	4	$mmm$	<b>2/<math>m(1)</math>; 222(1)*; <math>mm2(1)</math>; <math>mmm(m.., m., .m)</math></b>
7	Rhombic dipyramid	Quad	8	$mmm$	<b><math>mmm(1)</math></b>
8	Tetragonal pyramid	Square	4	$4mm$	<b>4(1); <math>4mm(..m., .m.)</math></b>
9	Tetragonal disphenoid or tetragonal tetrahedron	Tetragonal tetrahedron	4	$\bar{4}2m$	<b>4(1)</b> ; $\left\{ \begin{array}{l} \bar{4}2m(..m) \\ \bar{4}m2(.m.) \end{array} \right.$
10	Tetragonal prism	Square through origin	4	$\frac{4}{m}mm$	$4(1)$ ; $\bar{4}(1)$ ; $\frac{4}{m}(m..)$ ; <b>422(..2, .2.)</b> ; $4mm(..m., .m.)$ ; $\left\{ \begin{array}{l} \bar{4}2m(.2.) \& \bar{4}2m(..m) \\ \bar{4}m2(..2) \& \bar{4}m2(.m.) \end{array} \right.$ ; $\frac{4}{m}mm(m.m2, m2m.)$
11	Tetragonal trapezohedron	Twisted tetragonal antiprism	8	422	<b>422(1)</b>
12	Ditetragonal pyramid	Truncated square	8	$4mm$	<b><math>4mm(1)</math></b>
13	Tetragonal scalenohedron	Tetragonal tetrahedron cut off by pinacoid	8	$\bar{4}2m$	$\left\{ \begin{array}{l} \bar{4}2m(1) \\ \bar{4}m2(1) \end{array} \right.$
14	Tetragonal dipyramid	Tetragonal prism	8	$\frac{4}{m}mm$	$\frac{4}{m}(1)$ ; $422(1)*$ ; $\left\{ \begin{array}{l} \bar{4}2m(1) \\ \bar{4}m2(1) \end{array} \right.$ ; $\frac{4}{m}mm(m., m.)$
15	Ditetragonal prism	Truncated square through origin	8	$\frac{4}{m}mm$	$422(1)$ ; $4mm(1)$ ; $\left\{ \begin{array}{l} \bar{4}2m(1) \\ \bar{4}m2(1) \end{array} \right.$ ; $\frac{4}{m}mm(m..)$
16	Ditetragonal dipyramid	Edge-truncated tetragonal prism	16	$\frac{4}{m}mm$	<b><math>\frac{4}{m}mm(1)</math></b>

10. POINT GROUPS AND CRYSTAL CLASSES

Table 10.1.2.3. *The 47 crystallographic face and point forms, their names, eigensymmetries, and their occurrence in the crystallographic point groups (generating point groups) (cont.)*

No.	Crystal form	Point form	Number of faces or points	Eigensymmetry	Generating point groups with oriented face (site) symmetries between parentheses
17	Trigonal pyramid	Trigon	3	$3m$	$3(1); \left\{ \begin{matrix} 3m1(.m.) \\ 31m(..m) \\ 3m(.m) \end{matrix} \right.$
18	Trigonal prism	Trigon through origin	3	$\bar{6}2m$	$3(1); \left\{ \begin{matrix} 321(.2.) \\ 312(..2) \\ 32(.2) \end{matrix} \right. \left\{ \begin{matrix} 3m1(.m.) \\ 31m(..m) \\ 3m(.m) \end{matrix} \right.;$ $\bar{6}(m..); \left\{ \begin{matrix} \bar{6}m2(mm2) \\ \bar{6}2m(m2m) \end{matrix} \right.$
19	Trigonal trapezohedron	Twisted trigonal antiprism	6	32	$\left\{ \begin{matrix} 321(1) \\ 312(1) \\ 32(1) \end{matrix} \right.$
20	Ditrigonal pyramid	Truncated trigon	6	$3m$	$3m(1)$
21	Rhombohedron	Trigonal antiprism	6	$\bar{3}m$	$\bar{3}(1); \left\{ \begin{matrix} 321(1) \\ 312(1) \\ 32(1) \end{matrix} \right. \left\{ \begin{matrix} \bar{3}m1(.m.) \\ \bar{3}1m(..m) \\ \bar{3}m(.m) \end{matrix} \right.$
22	Ditrigonal prism	Truncated trigon through origin	6	$\bar{6}2m$	$\left\{ \begin{matrix} 321(1) \\ 312(1) \\ 32(1) \end{matrix} \right. \left\{ \begin{matrix} 3m1(1) \\ 31m(1) \\ 3m(1) \end{matrix} \right.;$ $\left\{ \begin{matrix} \bar{6}m2(m..) \\ \bar{6}2m(m..) \end{matrix} \right.$
23	Hexagonal pyramid	Hexagon	6	$6mm$	$\left\{ \begin{matrix} 3m1(1) \\ 31m(1); 6(1); 6mm(..m..m.) \\ 3m(1) \end{matrix} \right.$
24	Trigonal dipyrmaid	Trigonal prism	6	$\bar{6}2m$	$\left\{ \begin{matrix} 321(1) \\ 312(1); \bar{6}(1); \\ 32(1) \end{matrix} \right. \left\{ \begin{matrix} \bar{6}m2(.m.) \\ \bar{6}2m(..m) \end{matrix} \right.$
25	Hexagonal prism	Hexagon through origin	6	$\frac{6}{m}mm$	$\bar{3}(1); \left\{ \begin{matrix} 321(1) \\ 312(1); \\ 32(1) \end{matrix} \right. \left\{ \begin{matrix} 3m1(1) \\ 31m(1) \\ 3m(1) \end{matrix} \right.;$ $\left\{ \begin{matrix} \bar{3}m1(.2.) & \bar{3}m1(.m.) \\ \bar{3}1m(..2) & \bar{3}1m(..m); \\ \bar{3}m(.2) & \bar{3}m(.m) \end{matrix} \right.;$ $6(1); \frac{6}{m}(m..); 622(.2., .2.);$ $6mm(..m, .m.); \left\{ \begin{matrix} \bar{6}m2(m..) \\ \bar{6}2m(m..) \end{matrix} \right.;$ $\frac{6}{m}mm(m2m, mm2)$
26	Ditrigonal scalenohedron or hexagonal scalenohedron	Trigonal antiprism sliced off by pinacoid	12	$\bar{3}m$	$\left\{ \begin{matrix} \bar{3}m1(1) \\ \bar{3}1m(1) \\ \bar{3}m(1) \end{matrix} \right.$
27	Hexagonal trapezohedron	Twisted hexagonal antiprism	12	622	$622(1)$
28	Dihexagonal pyramid	Truncated hexagon	12	$6mm$	$6mm(1)$
29	Ditrigonal dipyrmaid	Edge-truncated trigonal prism	12	$\bar{6}2m$	$\left\{ \begin{matrix} \bar{6}m2(1) \\ \bar{6}2m(1) \end{matrix} \right.$
30	Dihexagonal prism	Truncated hexagon	12	$\frac{6}{m}mm$	$\left\{ \begin{matrix} \bar{3}m1(1) \\ \bar{3}1m(1); 622(1); 6mm(1); \\ \bar{3}m(1) \end{matrix} \right.;$ $\frac{6}{m}mm(m..)$

## 10.1. CRYSTALLOGRAPHIC AND NONCRYSTALLOGRAPHIC POINT GROUPS

 Table 10.1.2.3. *The 47 crystallographic face and point forms, their names, eigensymmetries, and their occurrence in the crystallographic point groups (generating point groups) (cont.)*

No.	Crystal form	Point form	Number of faces or points	Eigensymmetry	Generating point groups with oriented face (site) symmetries between parentheses
31	Hexagonal dipyramid	Hexagonal prism	12	$\frac{6}{m}mm$	$\left\{ \begin{array}{l} \bar{3}m1(1) \\ \bar{3}1m(1); \frac{6}{m}(1); 622(1)^*; \\ \bar{3}m(1) \end{array} \right.$ $\left\{ \begin{array}{l} \bar{6}m2(1); \frac{6}{m}mm(.., ..) \\ \bar{6}2m(1) \end{array} \right.$
32	Dihexagonal dipyramid	Edge-truncated hexagonal prism	24	$\frac{6}{m}mm$	$\frac{6}{m}mm(1)$
33	Tetrahedron	Tetrahedron	4	$\bar{4}3m$	$23(.3); \bar{4}3m(.3m)$
34	Cube or hexahedron	Octahedron	6	$m\bar{3}m$	$23(2.); m\bar{3}(2mm.); 432(4.); \bar{4}3m(2.mm); m\bar{3}m(4m.m)$
35	Octahedron	Cube	8	$m\bar{3}m$	$m\bar{3}(.3); 432(.3); m\bar{3}m(.3m)$
36	Pentagon-tritetrahedron or tetartoid or tetrahedral pentagon-dodecahedron	Snub tetrahedron (=pentagon-tritetrahedron + two tetrahedra)	12	23	$23(1)$
37	Pentagon-dodecahedron or dihexahedron or pyritohedron	Irregular icosahedron (= pentagon-dodecahedron + octahedron)	12	$m\bar{3}$	$23(1); m\bar{3}(m.)$
38	Tetragon-tritetrahedron or deltohedron or deltoid-dodecahedron	Cube and two tetrahedra	12	$\bar{4}3m$	$23(1); \bar{4}3m(..m)$
39	Trigon-tritetrahedron or tristetrahedron	Tetrahedron truncated by tetrahedron	12	$\bar{4}3m$	$23(1); \bar{4}3m(..m)$
40	Rhomb-dodecahedron	Cuboctahedron	12	$m\bar{3}m$	$23(1); m\bar{3}(m.); 432(..2); 43m(..m); m\bar{3}m(m.m2)$
41	Didodecahedron or diploid or dyakisdodecahedron	Cube & octahedron & pentagon-dodecahedron	24	$m\bar{3}$	$m\bar{3}(1)$
42	Trigon-trioctahedron or trisoctahedron	Cube truncated by octahedron	24	$m\bar{3}m$	$m\bar{3}(1); 432(1); m\bar{3}m(..m)$
43	Tetragon-trioctahedron or trapezohedron or deltoid-icositetrahedron	Cube & octahedron & rhomb-dodecahedron	24	$m\bar{3}m$	$m\bar{3}(1); 432(1); m\bar{3}m(..m)$
44	Pentagon-trioctahedron or gyroid	Cube + octahedron + pentagon-trioctahedron	24	432	$432(1)$
45	Hexatetrahedron or hexakistetrahedron	Cube truncated by two tetrahedra	24	$\bar{4}3m$	$\bar{4}3m(1)$
46	Tetrahexahedron or tetrakisshexahedron	Octahedron truncated by cube	24	$m\bar{3}m$	$432(1); \bar{4}3m(1); m\bar{3}m(m.)$
47	Hexaoctahedron or hexakisoctahedron	Cube truncated by octahedron and by rhomb-dodecahedron	48	$m\bar{3}m$	$m\bar{3}m(1)$

\* These limiting forms occur in three or two non-equivalent orientations (different types of limiting forms); cf. Table 10.1.2.2.

† In point groups  $\bar{4}2m$  and  $\bar{3}m$ , the tetragonal prism and the hexagonal prism occur twice, as a 'basic special form' and as a 'limiting special form'. In these cases, the point groups are listed twice, as  $\bar{4}2m(.2)$  &  $\bar{4}2m(..m)$  and as  $\bar{3}m1(.2)$  &  $\bar{3}m1(m.)$ .

10. POINT GROUPS AND CRYSTAL CLASSES

Table 10.1.2.4. Names and symbols of the 32 crystal classes

System used in this volume	Point group		Schoenflies symbol	Class names	
	International symbol			Groth (1921)	Friedel (1926)
	Short	Full			
Triclinic	1 $\bar{1}$	1 $\bar{1}$	$C_1$ $C_i(S_2)$	Pedial (asymmetric) Pinacoidal	Hemihedry Holohedry
Monoclinic	2 $m$ $2/m$	2 $m$ $\frac{2}{m}$	$C_2$ $C_s(C_{1h})$ $C_{2h}$	Sphenoidal Domestic Prismatic	Holoaxial hemihedry Antihemihedry Holohedry
Orthorhombic	222 $mm2$ $mmm$	222 $mm2$ $\frac{2\ 2\ 2}{m\ m\ m}$	$D_2(V)$ $C_{2v}$ $D_{2h}(V_h)$	Disphenoidal Pyramidal Dipyramidal	Holoaxial hemihedry Antihemihedry Holohedry
Tetragonal	4 $\bar{4}$ $4/m$ 422 $4mm$ $\bar{4}2m$ $4/mmm$	4 $\bar{4}$ $\frac{4}{m}$ 422 $4mm$ $\bar{4}2m$ $\frac{4\ 2\ 2}{m\ m\ m}$	$C_4$ $S_4$ $C_{4h}$ $D_4$ $C_{4v}$ $D_{2d}(V_d)$ $D_{4h}$	Pyramidal Disphenoidal Dipyramidal Trapezohedral Ditetragonal-pyramidal Scalenohedral Ditetragonal-dipyramidal	Tetartohedry with 4-axis Sphenohedral tetartohedry Parahemihedry Holoaxial hemihedry Antihemihedry with 4-axis Sphenohedral antihemihedry Holohedry
Trigonal	3 $\bar{3}$ 32 $3m$ $\bar{3}m$	3 $\bar{3}$ 32 $3m$ $\frac{3\ 2}{m}$	$C_3$ $C_{3i}(S_6)$ $D_3$ $C_{3v}$ $D_{3d}$	Pyramidal Rhombohedral Trapezohedral Ditrigonal-pyramidal Ditrigonal-scalenohedral	<i>Hexagonal</i> Ogdohedry Paratetartohedry Holoaxial tetartohedry with 3-axis Hemimorphic antitetartohedry Parahemihedry with 3-axis <i>Rhombohedral</i> Tetartohedry Parahemihedry Holoaxial hemihedry Antihemihedry Holohedry
Hexagonal	6 $\bar{6}$ $6/m$ 622 $6mm$ $\bar{6}2m$ $6/mmm$	6 $\bar{6}$ $\frac{6}{m}$ 622 $6mm$ $\bar{6}2m$ $\frac{6\ 2\ 2}{m\ m\ m}$	$C_6$ $C_{3h}$ $C_{6h}$ $D_6$ $C_{6v}$ $D_{3h}$ $D_{6h}$	Pyramidal Trigonal-dipyramidal Dipyramidal Trapezohedral Dihexagonal-pyramidal Ditrigonal-dipyramidal Dihexagonal-dipyramidal	Tetartohedry with 6-axis Trigonal antitetartohedry Parahemihedry with 6-axis Holoaxial hemihedry Antihemihedry with 6-axis Trigonal antihemihedry Holohedry
Cubic	23 $m\bar{3}$ 432 $\bar{4}3m$ $m\bar{3}m$	23 $\frac{2\ \bar{3}}{m}$ 432 $\bar{4}3m$ $\frac{4\ \bar{3}\ 2}{m\ m\ m}$	$T$ $T_h$ $O$ $T_d$ $O_h$	Tetrahedral-pentagonododecahedral (= tetartoidal) Disdodecahedral (= diploidal) Pentagon-icositetrahedral (= gyroidal) Hexakistetrahedral (= hextetrahedral) Hexakisoctahedral (= hexooctahedral)	Tetartohedry Parahemihedry Holoaxial hemihedry Antihemihedry Holohedry



(2) In point group 32, the general form is a trigonal trapezohedron  $\{hkl\}$ ; this form can be considered as two opposite trigonal pyramids, rotated with respect to each other by an angle  $\chi$ . The trapezohedron changes into the limiting forms 'trigonal dipyr- amid'  $\{hhl\}$  for  $\chi = 0^\circ$  and 'rhombohedral'  $\{h0l\}$  for  $\chi = 60^\circ$ .

(vii) One and the same type of polyhedron can occur as a general, special or limiting form.

#### Examples

(1) A tetragonal dipyr- amid is a general form in point group  $4/m$ , a special form in point group  $4/mmm$  and a limiting general form in point groups 422 and  $42m$ .

(2) A tetragonal prism appears in point group  $\bar{4}2m$  both as a basic special form (4b) and as a limiting special form (4c).

(viii) A peculiarity occurs for the cubic point groups. Here the crystal forms  $\{hhl\}$  are realized as two topologically different kinds of polyhedra with the same face symmetry, multiplicity and, in addition, the same *eigensymmetry*. The realization of one or other of these forms depends upon whether the Miller indices obey the conditions  $|h| > |l|$  or  $|h| < |l|$ , *i.e.* whether, in the stereographic projection, a face pole is located between the directions [110] and [111] or between the directions [111] and [001]. These two kinds of polyhedra have to be considered as two *realizations of one type* of crystal form because their face poles are located on the same set of conjugate symmetry elements. Similar considerations apply to the point forms  $x, x, z$ .

In the point groups  $m\bar{3}m$  and  $\bar{4}3m$ , the two kinds of polyhedra represent two realizations of one *special* 'Wyckoff position'; hence, they have the same Wyckoff letter. In the groups 23,  $m\bar{3}$  and 432, they represent two realizations of the same type of limiting *general* forms. In the tables of the cubic point groups, the two entries are always connected by braces.

The same kind of peculiarity occurs for the two icosahedral point groups, as mentioned in Section 10.1.4 and listed in Table 10.1.4.3.

#### 10.1.2.5. Names and symbols of the crystal classes

Several different sets of names have been devised for the 32 crystal classes. Their use, however, has greatly declined since the introduction of the international point-group symbols. As examples, two sets (both translated into English) that are frequently found in the literature are given in Table 10.1.2.4. To the name of the class the name of the system has to be added: *e.g.* 'tetragonal pyramidal' or 'tetragonal tetartohedry'.

Note that Friedel (1926) based his nomenclature on the point symmetry of the lattice. Hence, two names are given for the five trigonal point groups, depending whether the lattice is hexagonal or rhombohedral: *e.g.* 'hexagonal ogdohedry' and 'rhombohedral tetartohedry'.

### 10.1.3. Subgroups and supergroups of the crystallographic point groups

In this section, the sub- and supergroup relations between the crystallographic point groups are presented in the form of a 'family tree'.\* Figs. 10.1.3.1 and 10.1.3.2 apply to two and three dimensions. The sub- and supergroup relations between two groups are represented by solid or dashed lines. For a given point group  $\mathcal{P}$  of order  $k_P$  the lines to groups of lower order connect  $\mathcal{P}$  with all its *maximal subgroups*  $\mathcal{H}$  with orders  $k_H$ ; the index  $[i]$  of each subgroup is given by the ratio of the orders  $k_P/k_H$ . The lines to groups of higher order connect  $\mathcal{P}$  with all its *minimal supergroups*  $\mathcal{S}$

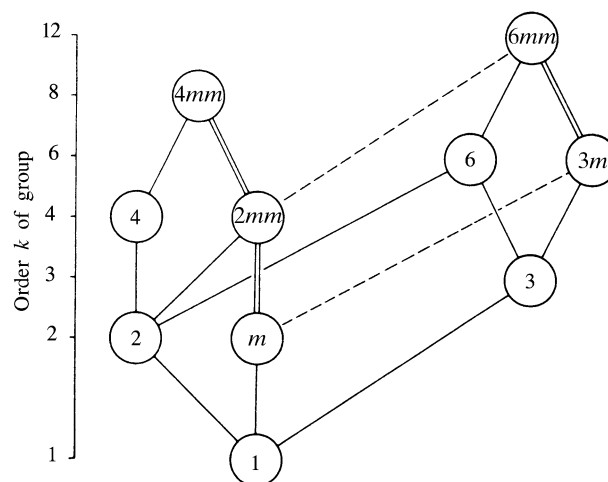


Fig. 10.1.3.1. Maximal subgroups and minimal supergroups of the two-dimensional crystallographic point groups. Solid lines indicate maximal normal subgroups; double solid lines mean that there are two maximal normal subgroups with the same symbol. Dashed lines refer to sets of maximal conjugate subgroups. The group orders are given on the left.

with orders  $k_S$ ; the index  $[i]$  of each supergroup is given by the ratio  $k_S/k_P$ . In other words: if the diagram is read downwards, subgroup relations are displayed; if it is read upwards, supergroup relations are revealed. The index is always an integer (theorem of Lagrange) and can be easily obtained from the group orders given on the left of the diagrams. The highest index of a maximal subgroup is [3] for two dimensions and [4] for three dimensions.

Two important kinds of subgroups, namely sets of conjugate subgroups and normal subgroups, are distinguished by dashed and solid lines. They are characterized as follows:

The subgroups  $\mathcal{H}_1, \mathcal{H}_2, \dots, \mathcal{H}_n$  of a group  $\mathcal{P}$  are *conjugate* subgroups if  $\mathcal{H}_1, \mathcal{H}_2, \dots, \mathcal{H}_n$  are symmetrically equivalent in  $\mathcal{P}$ , *i.e.* if for every pair  $\mathcal{H}_i, \mathcal{H}_j$  at least one symmetry operation  $W$  of  $\mathcal{P}$  exists which maps  $\mathcal{H}_i$  onto  $\mathcal{H}_j$ :  $W^{-1}\mathcal{H}_iW = \mathcal{H}_j$ ; *cf.* Section 8.3.6.

#### Examples

(1) Point group  $3m$  has three different mirror planes which are equivalent due to the threefold axis. In each of the three maximal subgroups of type  $m$ , one of these mirror planes is retained. Hence, the three subgroups  $m$  are conjugate in  $3m$ . This set of conjugate subgroups is represented by *one* dashed line in Figs. 10.1.3.1 and 10.1.3.2.

(2) Similarly, group 432 has three maximal conjugate subgroups of type 422 and four maximal conjugate subgroups of type 32.

The subgroup  $\mathcal{H}$  of a group  $\mathcal{P}$  is a *normal* (or invariant) subgroup if *no* subgroup  $\mathcal{H}'$  of  $\mathcal{P}$  exists that is conjugate to  $\mathcal{H}$  in  $\mathcal{P}$ . Note that this does not imply that  $\mathcal{H}$  is also a normal subgroup of any supergroup of  $\mathcal{P}$ . Subgroups of index [2] are always normal and maximal. (The role of normal subgroups for the structure of space groups is discussed in Section 8.1.6.)

#### Examples

(1) Fig. 10.1.3.2 shows two solid lines between point groups 422 and 222, indicating that 422 has two maximal normal subgroups 222 of index [2]. The symmetry elements of one subgroup are rotated by  $45^\circ$  around the  $c$  axis with respect to those of the other subgroup. Thus, in one subgroup the symmetry elements of the two secondary, in the other those of the two tertiary tetragonal symmetry directions (*cf.* Table 2.2.4.1) are retained, whereas the primary twofold axis is the same for both subgroups. There exists no symmetry operation of 422 that maps one subgroup onto the other. This is illustrated by the stereograms below. The two normal subgroups can be indicated by the 'oriented

\* This type of diagram was first used in *IT* (1935); in *IT* (1952) a somewhat different approach was employed.